

CLASSIC DESIGNS *by* MATTHEW BURAK

SOLUTIONS FOR THE PROFESSIONAL WOODWORKER

**Modify
Any Turning**



SEE PAGE 39

FURNITURE PARTS • HARDWARE • CUSTOM TURNING

Order online at **tablelegs.com** or call toll-free **800.843.7405**

Money-Back Guarantee

Your satisfaction is important to us and we stand behind the quality of our products. If for any reason, you are not delighted and completely satisfied with how effortless Classic Designs by Matthew Burak makes furniture making, simply return your purchase within 30 days for a complete refund of your purchase price.



Bun Feet • Legs Columns • Table Base Kits

1 Made to order.

Almost every design can be modified to your exact need. Many customizing options available, see page 38.

2 Made right here.

98.7% of our wares are crafted by skilled hands in our Vermont woodshop.

3 Made to last.

Expect the best. Delivered to your door with **100% satisfaction guaranteed.**

Order online at
tablelegs.com
or call toll-free
800.843.7405

**Modify
Any Leg
Just \$49
set up**

Get our standard designs modified to your needs.

Perfect for longer posts, adjusting lengths, widths and more.

Call our expert staff to tell us the dimensions you want changed or go to **tablelegs.com** and click on Custom Turning to request a **quote to modify.**

It's that easy! Just \$49 per set up.



Standard 36" Kent Kitchen Island Leg 304-B36 with a 5" top post, left.

The same leg modified for a vanity with a 23" top post, right.

Design your own leg or change one of ours.

Sutton, Vermont, photo James Herrity



Farmhouse Style

Kitchen Island featuring
Farmhouse Leg 303-SBXL36
in maple.

Photo courtesy of JP Malone
Construction, Scottsdale, AZ

Matching BUN FEET



SEE PAGE 50



309-36

ESSEX COLUMN 36

Cherry 96.50
Soft Maple 55.95
Red Oak 73.95
White Oak 73.95
White Pine 45.95
Alder 96.50
Af Mahog 96.50
Walnut 112.50

• See 35 more
Essex Columns
on page 12.



303-XL36 TOTAL HEIGHT 36"

Three great designs for today's kitchens

303-XL36

COUNTRY LEG 36

Cherry 96.50
Soft Maple 55.95
Red Oak 73.95
White Oak 73.95
White Pine 45.95
Alder 96.50
Af Mahog 96.50
Walnut 112.50

• See the entire
family of Country
Legs on page 18.



303-SBXL36 TOTAL HEIGHT 36"

**Best
Seller!**

303-SBXL36

FARMHOUSE LEG 36

Cherry 96.50
Soft Maple 55.95
Red Oak 73.95
White Oak 73.95
White Pine 45.95
Alder 96.50
Af Mahog 96.50
Walnut 112.50

• See more
Farmhouse Legs
on page 16.

Vase Turned Columns

**ALL PARTS
UNFINISHED**

NOW more than ever, you need a Classic.

Ever dependable. Always in style.

GO TO **tablelegs.com** FOR
EVEN MORE Vase Turned Choices!



Kitchen island using
Custom Rounded 505-36CL
Large Mid-Post Vase Turned
Columns. Brass Diamond
Cabinet Knobs shown in
Dark Antique.

Custom Rounding Services
available at **tablelegs.com**



505-36D
EXTRA-LARGE VASE
TURNED COLUMN 36



505-29C
LARGE VASE
TURNED COLUMN 29



505-36TL
MID-POST VASE
TURNED COLUMN 36

Brass Diamond Cabinet Knobs

- ◆ Bold, angular back plate contrasts with a smooth knob.
- ◆ Designed specially for the more vibrant cabinet styles.

H1023 BRASS DIAMOND CABINET KNOB 1" BP

overall size: 4-1/4" x 1-3/4", 1" diameter knob

(Price per piece) Available in five finishes, see pg. 44:

Antique, Dark Antique, Light Antique, Semi Bright 7.50

Bright 9.00



H1069 H1022 H1052 All shown in Light Antique Finish



505-29T
VASE TURNED
COLUMN 29



505-29A
THIN VASE TURNED
COLUMN 29



505-36A
THIN VASE TURNED
COLUMN 36

MORE Brass Diamond Hardware
available online at **tablelegs.com**



**Save Time & Money with
CUSTOM SERVICES**

**NOTCHING • SPLITTING
V CUTTING • QUARTERING**

See p. 38 for details

Not finding exactly what you need?

See page 39 for Custom Turning!

Vase Turned Columns

**Find the A, B and C
dimensions you need with
the handy chart below.**

View the complete line
at **tablelegs.com**



505-42D
EXTRA-LARGE VASE
TURNED COLUMN 42



505-42C
LARGE VASE TURNED
COLUMN 42



505-36T
VASE TURNED
COLUMN 36



505-36
LARGE VASE TURNED
COLUMN 36




PART №	Vase Turned Columns	A Height	B Width	C Post	D Bottom	Cherry	Soft Maple	Red Oak	White Oak	White Pine	Alder	African Mahog	Walnut
505-42D	Ex-Large Vase Turned Column 42	42	6	6 1/2	7	329.95	229.50			166.95			
505-42C	Large Vase Turned Column 42	42	4 3/4	6 1/2	7 1/4	193.50	151.50	146.95	146.95	95.50	193.50	182.50	244.50
505-42CL	Large Mid-Post Vase Turned Column 42			10	6								
505-42T	Vase Turned Column 42	42	3 1/2	6 1/2	7	111.50	63.95	84.50	84.50	52.95	111.50	111.50	132.95
505-42A	Thin Vase Turned Column 42	42	2 3/4	6 1/2	7	59.50	40.50	47.95	47.95	28.50	59.50	61.50	80.95
505-36D	Ex-Large Vase Turned Column 36	36	6	6 1/2	7	265.50	185.95			135.95			
505-36	Large Vase Turned Column 36	36	4 3/4	6 1/2	7 1/4	163.50	131.50	124.95	124.95	86.50	163.50	155.95	202.50
505-36CL	Large Mid-Post Vase Turned Column 36			10	6								
505-36T	Vase Turned Column 36	36	3 1/2	6 1/2	7	96.50	55.95	73.95	73.95	45.95	96.50	96.50	112.50
505-36TL	Mid-Post Vase Turned Column 36			10	6								
505-36A	Thin Vase Turned Column 36	36	2 3/4	6 1/2	7	54.50	34.50	40.95	40.95	23.95	54.50	52.95	69.50
505-36AL	Thin Mid-Post Vase Turned Column 36			10	6								
505-29C	Large Vase Turned Column 29	29	4 3/4	5 1/2	6 1/4	120.95	110.95	96.50		70.50	120.95	142.95	165.50
505-29T	Vase Turned Column 29	29	3 1/2	6	6 1/2	69.95	40.95	50.95	50.95	38.50	69.95	69.95	91.50
505-29A	Thin Vase Turned Column 29	29	2 3/4	6	6 1/2	43.50	28.50	35.95	35.95	19.95	43.50	55.95	55.95

Doric Columns

Smooth & Fluted Doric Columns WITH BLOCKS

**ALL PARTS
UNFINISHED**



BIG ON VALUE

Two turnings for the price of one!

Our friends at Woodsmith asked us to turn and split a single 507-CXM36 column to flank their cover story December 2009 Heirloom Sideboard.

SEE P 38 FOR CUSTOM SPLITTING



507-CXM36
LARGE MID-POST
DORIC COLUMN 36
WITH BLOCKS

NOW!

**Even easier attachment
of Aprons, Doors and Drawers to
Classic Doric Columns with Upper
Post choices, NOW from 3" to 16"!**



507-C36
DORIC COLUMN 36
WITH BLOCKS



507-CX36
LARGE DORIC
COLUMN 36
WITH BLOCKS

PART NO.	SMOOTH Doric Columns	A Height	B Width	C Post	D Bottom	Cherry	Soft Maple	Red Oak	White Oak	White Pine	Alder	African Mahog	Walnut
507-D42	Ex-Large Doric Column 42 with blocks	42	6	6 1/2	7	329.95	229.50			166.95			
507-CX42	Large Doric Column 42 with blocks	42	4 1/2	6 1/4	6 1/4	151.50	131.50	127.50	127.50	89.95	151.50	161.95	192.50
507-C42	Doric Column 42 with blocks	42	3 1/2	6 1/8	6 1/8	111.50	63.95	84.50	84.50	52.95	111.50	111.50	132.95
507-D36	Ex-Large Doric Column 36 with blocks	36	6	6 1/2	7	265.50	185.95			135.95			
507-CX36	Large Doric Column 36 with blocks	36	4 1/2	6 1/8	6 1/8								
507-CXM36	Lg Mid-Post Doric Column 36 with blocks			11 3/4	6 1/8	142.50	121.95	117.50	117.50	74.95	142.50	141.95	179.95
507-CXL36	Lg Long-Post Doric Column 36 with blocks			16 3/4	6 1/8								
507-C36	Doric Column 36 with blocks			6 3/8	6 1/8								
507-CM36	Mid-Post Doric Column 36 with blocks	36	3 1/2	12 3/8	6 1/8	96.50	55.95	73.95	73.95	45.95	96.50	96.50	112.50
507-CL36	Long-Post Doric Column 36 with blocks			16 3/4	6 1/8								
507-L36	Thin Doric Column 36 with blocks	36	2 3/4	6	6 1/4	54.50	34.50	40.95	40.95	23.95	54.50	52.95	69.50
507-L30	Large Doric Column 30 with blocks	30	2 3/4	4 3/4	4 7/8	54.50	34.50	40.95	40.95	23.95	54.50	52.95	69.50
507-EX30	Doric Column 30 with blocks	30	2 1/4	3 1/8	4 1/8	29.95	25.50	25.50		19.95	29.95	52.95	69.50
507-E30	Thin Doric Column 30 with blocks	30	1 3/4	3 1/8	4 1/8	14.95	13.50	14.95			14.95	50.95	61.50
507-E24	Thin Doric Column 24 with blocks	24	1 3/4	3	4 1/4	13.95	12.50	13.95			13.95	45.50	45.50



**Save Time & Money with
CUSTOM SERVICES**

**NOTCHING • SPLITTING
V CUTTING • QUARTERING**

See p. 38 for details

*Custom size any column on these
pages! See page 39 for Custom Turning.*

*Now in
White Oak!*

Doric Columns WITH BLOCKS

*Find the A, B and C
dimensions you need with
the handy chart below.*

View the complete line
at **tablelegs.com**



PART NO.	FLUTED Doric Columns	A Height	B Width	C Post	D Bottom	Cherry	Soft Maple	Red Oak	White Oak	White Pine	Alder	African Mahog	Walnut
507-D42F	Fluted Ex-Lg Doric Column 42 with blocks	42	6	6 1/2	7	351.95	251.50			188.95			
507-CX42F	Fluted Large Doric Column 42 with blocks	42	4 1/2	6 1/4	6 1/4	173.50	153.50	149.50	149.50	111.95	173.50	183.95	214.50
507-C42F	Fluted Doric Column 42 with blocks	42	3 1/2	6 1/8	6 1/8	133.50	85.95	106.50	106.50	74.95	133.50	133.50	154.95
507-D36F	Fluted Ex-Lg Doric Column 36 with blocks	36	6	6 1/2	7	287.50	207.95			157.95			
507-CX36F	Fluted Large Doric Column 36 with blocks			6 1/8	6 1/8								
507-CXM36F	Fluted Lg Mid-Post Doric Column 36 w blocks	36	4 1/2	11 3/4	6 1/8	164.50	143.95	139.50	139.50	96.95	164.50	163.95	201.95
507-CXL36F	Fluted Lg Long-Post Doric Column 36 w blocks			16 3/4	6 1/8								
507-C36F	Fluted Doric Column 36 with blocks			6 3/8	6 1/8								
507-CM36F	Fluted Mid-Post Doric Column 36 with blocks	36	3 1/2	12 3/8	6 1/8	118.50	77.95	95.95	95.95	67.95	118.50	118.50	134.50
507-CL36F	Fluted Long-Post Doric Column 36 with blocks			16 3/4	6 1/8								
507-L36F	Fluted Thin Doric Column 36 with blocks	36	2 3/4	6	6 1/4	76.50	56.50	62.95	62.95	45.95	76.50	74.95	91.50
507-L30F	Fluted Large Doric Column 30 with blocks	30	2 3/4	4 3/4	4 7/8	76.50	56.50	62.95	62.95	45.95	76.50	74.95	91.50

Hinges, Knobs, Latches & Pulls

See our complete line at **tablelegs.com**



PART №	Classic Doric Columns	A Height OA	B Plinth Width	C Plinth Height	D Abacus Width	E Abacus Height	F Cap Width	G Shaft Top Width	H Shaft Base Width	Cherry	Soft Maple	Red Oak	White Oak	White Pine	Alder	African Mahog	Walnut
C224A	Classic Doric Column 24A	24	2 ¾	1 ⅛	2 ¾	¾	2 ⅝	1 ¾	2	69.95	66.50	67.95	67.95	64.95	69.95	74.50	74.95
C224B	Classic Doric Column 24B		3 ½	1 ¼	3 ⅝	½	3	2 ¼	2 ⅝	86.50	78.95	79.95	79.95	76.50	86.50	91.50	91.95
C224C	Classic Doric Column 24C		4 ½	1 ½	4 ⅝	¾	4	2 ⅞	3 ⅝	106.95	94.95	98.50	98.50	89.95	106.95	114.95	116.50
C224D	Classic Doric Column 24D		5 ½	1 ¾	5 ⅝	¾	4 ¾	3 ⅝	4	131.50	113.50	118.95		107.50	131.50	144.50	144.95
C224E	Classic Doric Column 24E		6 ½	2	6 ¼	1	5 ½	4	4 ¾	159.50	133.95	141.50		124.95	159.50	177.50	178.95
C224G	Classic Doric Column 24G		7 ½	2 ⅝	7	1 ⅝	6 ⅝	4 ⅝	5 ½	197.50	163.50	173.95		153.50	197.50	221.95	223.95
C236A	Classic Doric Column 36A	36	2 ¾	1 ⅛	2 ¾	¾	2 ⅝	1 ¾	2	91.50	84.50	86.95	86.95	82.50	91.50	96.50	96.95
C236B	Classic Doric Column 36B		3 ½	1 ¼	3 ⅝	½	3	2 ¼	2 ⅝	114.95	104.50	107.95	107.95	101.50	114.95	123.95	124.50
C236C	Classic Doric Column 36C		4 ½	1 ½	4 ⅝	¾	4	2 ⅞	3 ⅝	148.95	129.95	134.95	134.95	124.95	148.95	161.95	162.95
C236D	Classic Doric Column 36D		5 ½	1 ¾	5 ⅝	¾	4 ¾	3 ⅝	4	186.95	159.50	167.95		149.95	186.95	206.50	207.95
C236E	Classic Doric Column 36E		6 ½	2	6 ¼	1	5 ½	4	4 ¾	229.95	191.95	203.50		179.95	229.95	257.50	259.95
C236G	Classic Doric Column 36G		7 ½	2 ⅝	7	1 ⅝	6 ⅝	4 ⅝	5 ½	289.95	239.95	254.95		224.50	289.95	327.50	329.95
C248A	Classic Doric Column 48A	48	2 ¾	1 ⅛	2 ¾	¾	2 ⅝	1 ¾	2	111.95	102.95	104.95	104.95	99.95	111.95	118.50	118.95
C248B	Classic Doric Column 48B		3 ½	1 ¼	3 ⅝	½	3	2 ¼	2 ⅝	144.95	129.95	134.95	134.95	124.95	144.95	154.95	156.95
C248C	Classic Doric Column 48C		4 ½	1 ½	4 ⅝	¾	4	2 ⅞	3 ⅝	189.95	164.95	172.95	172.95	158.50	189.95	207.95	209.50
C248D	Classic Doric Column 48D		5 ½	1 ¾	5 ⅝	¾	4 ¾	3 ⅝	4	242.50	204.95	216.95		194.50	242.50	268.50	269.95
C248E	Classic Doric Column 48E		6 ½	2	6 ¼	1	5 ½	4	4 ¾	301.50	249.95	264.95		234.50	301.50	337.50	339.95
C248G	Classic Doric Column 48G		7 ½	2 ⅝	7	1 ⅝	6 ⅝	4 ⅝	5 ½	383.95	314.95	336.95		294.95	383.95	432.50	436.95
C260A	Classic Doric Column 60A	60	2 ¾	1 ⅛	2 ¾	¾	2 ⅝	1 ¾	2	132.50	119.95	124.50	124.50	117.50	132.50	139.95	139.95
C260B	Classic Doric Column 60B		3 ½	1 ¼	3 ⅝	½	3	2 ¼	2 ⅝	174.95	156.50	161.95	161.95	149.95	174.95	187.95	188.95
C260C	Classic Doric Column 60C		4 ½	1 ½	4 ⅝	¾	4	2 ⅞	3 ⅝	231.95	201.50	209.95	209.95	191.95	231.95	253.50	254.95
C260D	Classic Doric Column 60D		5 ½	1 ¾	5 ⅝	¾	4 ¾	3 ⅝	4	297.50	251.95	264.95		237.95	297.50	329.95	332.95
C260E	Classic Doric Column 60E		6 ½	2	6 ¼	1	5 ½	4	4 ¾	371.95	308.50	327.50		288.95	371.95	417.50	421.50
C260G	Classic Doric Column 60G		7 ½	2 ⅝	7	1 ⅝	6 ⅝	4 ⅝	5 ½	477.50	392.50	417.95		366.50	477.50	537.95	542.95
C224AF	Fluted Classic Doric 24A	24	2 ¾	1 ⅛	2 ¾	¾	2 ⅝	1 ¾	2	84.95	79.95	82.50	82.50	79.50	84.95	88.95	88.95
C224BF	Fluted Classic Doric 24B		3 ½	1 ¼	3 ⅝	½	3	2 ¼	2 ⅝	101.95	94.50	96.50	96.50	91.95	101.95	106.95	107.50
C224CF	Fluted Classic Doric 24C		4 ½	1 ½	4 ⅝	¾	4	2 ⅞	3 ⅝	124.95	112.50	116.50	116.50	108.95	124.95	133.50	134.50
C224DF	Fluted Classic Doric 24D		5 ½	1 ¾	5 ⅝	¾	4 ¾	3 ⅝	4	152.50	134.50	139.95		128.50	152.50	164.95	166.50
C224EF	Fluted Classic Doric 24E		6 ½	2	6 ¼	1	5 ½	4	4 ¾	181.50	154.95	163.50		147.95	181.50	199.95	201.50
C224GF	Fluted Classic Doric 24G		7 ½	2 ⅝	7	1 ⅝	6 ⅝	4 ⅝	5 ½	222.95	188.95	199.50		178.95	222.95	247.50	249.50
C236AF	Fluted Classic Doric 36A	36	2 ¾	1 ⅛	2 ¾	¾	2 ⅝	1 ¾	2	112.95	106.50	108.50	120.95	103.95	112.95	117.95	118.50
C236BF	Fluted Classic Doric 36B		3 ½	1 ¼	3 ⅝	½	3	2 ¼	2 ⅝	138.95	127.95	131.50	131.50	124.50	138.95	146.95	147.50
C236CF	Fluted Classic Doric 36C		4 ½	1 ½	4 ⅝	¾	4	2 ⅞	3 ⅝	174.95	156.95	162.50	162.50	151.50	174.95	188.50	189.50
C236DF	Fluted Classic Doric 36D		5 ½	1 ¾	5 ⅝	¾	4 ¾	3 ⅝	4	218.50	189.95	199.50		182.50	218.50	237.95	239.50
C236EF	Fluted Classic Doric 36E		6 ½	2	6 ¼	1	5 ½	4	4 ¾	263.50	224.95	236.95		213.50	263.50	289.95	292.95
C236GF	Fluted Classic Doric 36G		7 ½	2 ⅝	7	1 ⅝	6 ⅝	4 ⅝	5 ½	328.95	277.95	293.50		262.50	328.95	364.95	368.50
C248AF	Fluted Classic Doric 48A	48	2 ¾	1 ⅛	2 ¾	¾	2 ⅝	1 ¾	2	139.95	131.50	134.50	149.50	128.95	139.95	146.95	147.95
C248BF	Fluted Classic Doric 48B		3 ½	1 ¼	3 ⅝	½	3	2 ¼	2 ⅝	176.50	161.50	164.95	164.95	156.95	176.50	186.95	187.50
C248CF	Fluted Classic Doric 48C		4 ½	1 ½	4 ⅝	¾	4	2 ⅞	3 ⅝	224.95	199.95	208.50	208.50	193.50	224.95	242.95	244.50
C248DF	Fluted Classic Doric 48D		5 ½	1 ¾	5 ⅝	¾	4 ¾	3 ⅝	4	284.50	247.50	258.50		236.50	284.50	309.95	312.50
C248EF	Fluted Classic Doric 48E		6 ½	2	6 ¼	1	5 ½	4	4 ¾	344.95	294.50	309.95		278.95	344.95	381.95	384.95
C248GF	Fluted Classic Doric 48G		7 ½	2 ⅝	7	1 ⅝	6 ⅝	4 ⅝	5 ½	434.95	366.95	387.50		346.50	434.95	483.50	487.50
C260BF	Fluted Classic Doric 60B	60	3 ½	1 ¼	3 ⅝	½	3	2 ¼	2 ⅝	213.50	194.95	199.95	199.95	189.50	213.50	226.50	227.95
C260CF	Fluted Classic Doric 60C		4 ½	1 ½	4 ⅝	¾	4	2 ⅞	3 ⅝	274.95	244.95	254.50	254.50	234.95	274.95	297.95	299.50
C260DF	Fluted Classic Doric 60D		5 ½	1 ¾	5 ⅝	¾	4 ¾	3 ⅝	4	349.95	304.50	317.95		289.95	349.95	382.50	384.95
C260EF	Fluted Classic Doric 60E		6 ½	2	6 ¼	1	5 ½	4	4 ¾	427.50	363.50	382.95		343.95	427.50	472.95	476.95
C260GF	Fluted Classic Doric 60G		7 ½	2 ⅝	7	1 ⅝	6 ⅝	4 ⅝	5 ½	539.95	454.95	481.50		429.95	539.95	601.50	606.50



Classic Doric Columns

Choose smooth or fluted shafts. This design features an astragal molding that encircles the top of the shaft like a ring. Classic Doric columns also have moldings at their bases and stand on low square plinth blocks. If you need more height you can raise them on taller blocks.

Easy assembly. These columns feature Modular Construction.

Abacus and plinth join conveniently at logical transition points making it easy to align the segments for glue up.

Columns are available in custom lengths (see custom scaling) or choose from 24 standard sizes in 6 diameters and heights up to 60" See chart at left.

Save Time. Notch, Split and V Cut these columns when you order milling, *PLUS*, we'll do the abacus and plinth glue-up FREE! (Details page 38.)

Need 'em even larger? We can turn up to 96". Call for a quote!

Custom Scaling for Classic Doric Columns


Have any Classic Doric Column shown on these two pages shortened when you order Custom Scaling.

With **CUSTOM SCALING**, all dimensions are held constant except the shaft. The shaft is shortened and the taper is recalibrated while keeping the classic one-third/two-thirds taper ratio (entasis) constant.

Get exactly the size you need, down to a fraction of an inch, when you specify custom scaling (see below).

CD008 CUSTOM HEIGHT SCALING \$24.95/COLUMN

View the  complete line at **tablelegs.com**



Fine tune your column height with Custom Scaling

Three custom scaled Doric columns next to the stock C236C (far right).

Note how scaling down the column imparts a sturdier but still classic look.



Custom 19"



Custom 25"



Custom 30"



Stock 36"

Here's how to find your price for Custom-Scaled Columns:

1. Figure the exact height you need.
 2. Go to smooth (yellow) or fluted (gray) section of price chart (left).
 3. Find the **next taller height (A)** than what you need. (We will scale your column from the turning blank for this larger part.) Choose from available plinth widths (B) and pick the species. Find **that** price.
 4. Add \$24.95 per column for custom-height scaling. That's your total price per part.
- Sorry custom-scaled products are not returnable, so be sure to measure twice!

ALL PARTS UNFINISHED

C260GF
 FLUTED CLASSIC
 DORIC 60G

CLASSIC DESIGNS for COLUMNS

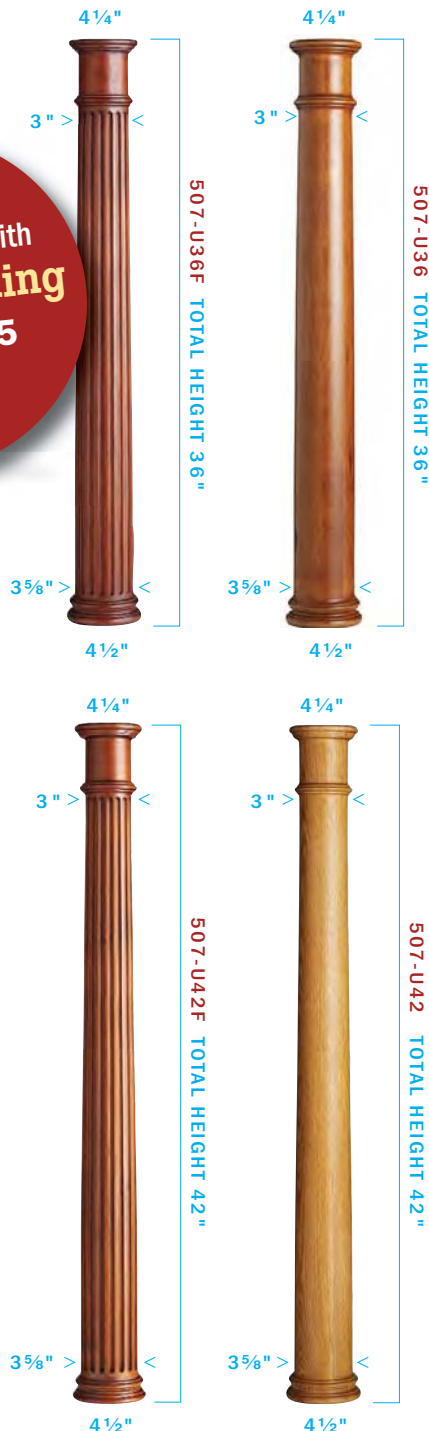
Doric Columns NO BLOCKS

Doric Columns NO BLOCKS

Excellent choice for making your own transitions between columns & structure – room dividers, fireplace mantels, half walls, etc.

Crisp turning features detailed capital and base, without abacus and plinth. Order Doric columns smooth or try fluted for even more richness!

Modify
these columns with
Custom Scaling
Just \$24.95
see pg 9
for details



507-U36F FLUTED DORIC COLUMN 36 NO BLOCKS

507-U36F

FLUTED DORIC
COLUMN 36
NO BLOCKS

Cherry 185.50
Soft Maple 153.50
Red Oak 146.95
White Oak 146.95
White Pine 108.50
Alder 185.50
Af Mahog 177.95
Walnut 224.50

507-U36

DORIC COLUMN 36
NO BLOCKS

Cherry 163.50
Soft Maple 131.50
Red Oak 124.95
White Oak 124.95
White Pine 86.50
Alder 163.50
Af Mahog 155.95
Walnut 202.50

507-U42F

FLUTED DORIC
COLUMN 42
NO BLOCKS

Cherry 215.50
Soft Maple 173.50
Red Oak 168.95
White Oak 168.95
White Pine 117.50
Alder 215.50
Af Mahog 204.50
Walnut 266.50

507-U42

DORIC COLUMN 42
NO BLOCKS

Cherry 193.50
Soft Maple 151.50
Red Oak 146.95
White Oak 146.95
White Pine 95.50
Alder 193.50
Af Mahog 182.50
Walnut 244.50

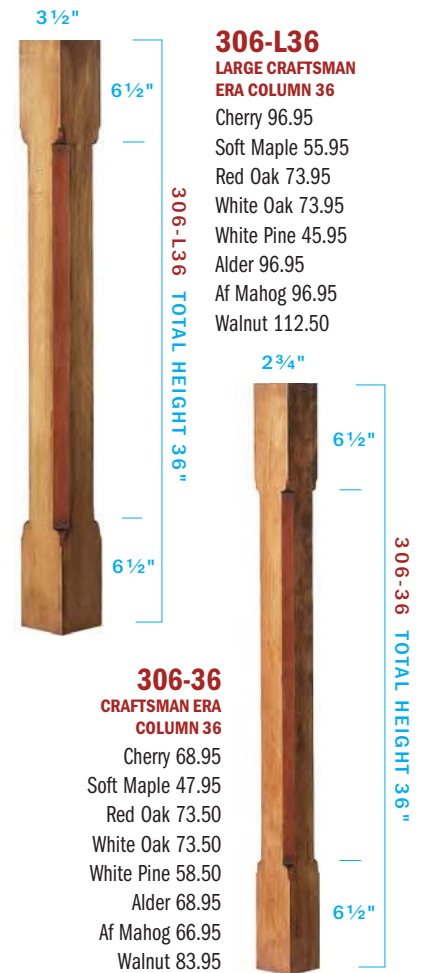
Crafts

Thank you for a very
professional transaction &
**a truly exceptional
product.**

M. LYNN, ROARING SPRING, PA

Craftsman Era Columns

Features clean, rectilinear forms adorned with chamfered corners that terminate in a soft ogee or "lambs tongue."



306-L36

LARGE CRAFTSMAN
ERA COLUMN 36

Cherry 96.95
Soft Maple 55.95
Red Oak 73.95
White Oak 73.95
White Pine 45.95
Alder 96.95
Af Mahog 96.95
Walnut 112.50

306-36

CRAFTSMAN ERA
COLUMN 36

Cherry 68.95
Soft Maple 47.95
Red Oak 73.50
White Oak 73.50
White Pine 58.50
Alder 68.95
Af Mahog 66.95
Walnut 83.95

Mackintosh Hardware



H1039

H1044

H1045

More Mackintosh Hardware
available at **tablelegs.com**

man & Morris Columns

**ALL PARTS
UNFINISHED**

Morris Square Tapering Columns

Simple, solid beauty in the Craftsman style!

**Now in
White Oak!**



Oiled cherry custom kitchen island using notched M436A Morris Columns and Mackintosh Pulls. For details on Custom Notching, see p 38.



Mackintosh Pulls

Versatile design that spans many important hardware periods.


H1047 MACKINTOSH BAIL PULL 3 3/4

backplates: 1" x 1-1/4", boring 2-1/2"

(Price per piece) Available finishes, see pg. 44: Antique, Dark Antique, Light Antique, Semi Bright 22.50 Bright 27.00



**M442A
MORRIS COLUMN 42**
Cherry 137.95
Soft Maple 101.50
Red Oak 116.95
White Oak 116.95
Alder 137.95
Af Mahog 116.95
Walnut 152.50



**M442B
LG MORRIS COLUMN 42**
Cherry 202.95
Soft Maple 152.50
Red Oak 159.95
White Oak 159.95
Alder 202.95
Af Mahog 193.95
Walnut 254.50



**M436B
LG MORRIS COLUMN 36**
Cherry 171.95
Soft Maple 126.95
Red Oak 135.50
White Oak 135.50
Alder 171.95
Af Mahog 172.95
Walnut 233.50



**M436A
MORRIS COLUMN 36**
Cherry 126.95
Soft Maple 89.95
Red Oak 99.95
White Oak 99.95
Alder 126.95
Af Mahog 99.95
Walnut 132.95

**M436A
MORRIS
COLUMN 36**



Essex Columns

**ALL PARTS
UNFINISHED**

Perfect for the relaxed style of today's interiors!

- Choose from 34 Styles
- ALL Available Smooth or Fluted



Cherry kitchen island using V Cut 309-36F Fluted Essex Columns. Mackintosh Bail Pull H1047.



All styles available with smooth or fluted shafts

PART NO.	FLUTED Essex Columns	A Height	B Width	C Post	D Bottom	Cherry	Soft Maple	Red Oak	White Oak	White Pine	Alder	African Mahog	Walnut
309-D36F	Fluted Extra-Large Essex Column 36	36	6	7	7 1/8	287.50	207.95			157.95			
309-X36F	Fluted Large Essex Column 36			6	6 3/8								
309-MX36F	Fluted Large Mid-Post Essex Column 36	36	4 1/2	12 3/8	5 1/2	164.50	143.95	139.50	139.50	96.95	164.50	163.95	201.95
309-LX36F	Fluted Large Long-Post Essex Column 36			17 3/8	5 1/2								
309-36F	Fluted Essex Column 36			6 3/8	6								
309-M36F	Fluted Mid-Post Essex Column 36	36	3 1/2	11 3/4	5 1/2	118.50	77.95	95.95	95.95	67.95	118.50	118.50	134.50
309-L36F	Fluted Long-Post Essex Column 36			16 7/8	5 1/2								
309-A36F	Fluted Thin Essex Column 36	36	2 3/4	6	5 1/2	76.50	56.50	62.95	62.95	45.95	76.50	74.95	91.50
309-LA36F	Fluted Thin Long-Post Essex Column 36			16	5 1/2								
309-X42F	Fluted Large Essex Column 42			6	6 3/8								
309-MX42F	Fluted Large Mid-Post Essex Column 42	42	4 1/2	12 3/4	5 1/2	173.50	153.50	149.50	149.50	111.95	173.50	183.95	214.50
309-LX42F	Fluted Large Long-Post Essex Column 42			18 3/8	5 1/2								
309-LPX42F	Fluted Lg Cabinet-Post Essex Column 42			23 1/4	5 1/2								
309-42F	Fluted Essex Column 42			6 3/8	6								
309-M42F	Fluted Mid-Post Essex Column 42	42	3 1/2	12 3/8	6	133.50	85.95	106.50	106.50	74.95	133.50	133.50	154.95
309-L42F	Fluted Long-Post Essex Column 42			17 1/4	6								
309-LP42F	Fluted Cabinet-Post Essex Column 42			22 3/8	6								
309-MA42F	Fluted Thin Mid-Post Essex Column 42	42	2 3/4	12	5 1/2	81.50	62.50	69.95	69.95	50.50	81.50	83.50	102.95




**Save Time & Money with
CUSTOM SERVICES**

**NOTCHING • SPLITTING
V CUTTING • QUARTERING**
See p.38 for details

Essex Columns

*Find the A, B & C dimensions you need
with the handy chart below.*

View the complete line
at **tablelegs.com**



All styles available with smooth or fluted shafts

PART NO.	SMOOTH Essex Columns	A Height	B Width	C Post Bottom	D Bottom	Cherry	Soft Maple	Red Oak	White Oak	White Pine	Alder	African Mahog	Walnut
309-D36	Extra-Large Essex Column 36	36	6	7	7 1/8	265.50	185.95			135.95			
309-X36	Large Essex Column 36			6	6 3/8								
309-MX36	Large Mid-Post Essex Column 36	36	4 1/2	12 3/4	5 1/2	142.50	121.95	117.50	117.50	74.95	142.50	141.95	179.95
309-LX36	Large Long-Post Essex Column 36			17 3/8	5 1/2								
309-36	Essex Column 36			6 3/8	6								
309-M36	Mid-Post Essex Column 36	36	3 1/2	11 3/4	5 1/2	96.50	55.95	73.95	73.95	45.95	96.50	96.50	112.50
309-L36	Long-Post Essex Column 36			16 7/8	5 1/2								
309-A36	Thin Essex Column 36	36	2 3/4	6	5 1/2	54.50	34.50	40.95	40.95	23.95	54.50	52.95	69.50
309-LA36	Thin Long-Post Essex Column 36			16	5 1/2								
309-X42	Large Essex Column 42			6	6 3/8								
309-MX42	Large Mid-Post Essex Column 42	42	4 1/2	12 3/4	5 1/2	151.50	131.50	127.50	127.50	89.95	151.50	161.95	192.50
309-LX42	Large Long-Post Essex Column 42			18 3/8	5 1/2								
309-LPX42	Large Cabinet-Post Essex Column 42			23 1/4	5 1/2								
309-42	Essex Column 42			6 3/8	6								
309-M42	Mid-Post Essex Column 42	42	3 1/2	12 3/8	6	111.50	63.95	84.50	84.50	52.95	111.50	111.50	132.95
309-L42	Long-Post Essex Column 42			17 1/4	6								
309-LP42	Cabinet-Post Essex Column 42			22 3/8	6								
309-MA42	Thin Mid-Post Essex Column 42	42	2 3/4	12	5 1/2	59.50	40.50	47.95	47.95	28.50	59.50	61.50	80.95

Harvest Columns

Fluted and Smooth Columns 29", 36" & 42"

**ALL PARTS
UNFINISHED**

Best Selling Harvest Columns

Inspired by an antique French harvest table.



Custom kitchen island using V Cut 503-X36F Fluted Harvest Columns. Mahogany cherry finish with tiger maple top and drawer fronts. For details on Custom V Cutting, see p 38.



All styles available with smooth or fluted shafts

PART NO.	Fluted Harvest Columns	A Height	B Width	C Post	D Bottom	Cherry	Soft Maple	Red Oak	White Oak	White Pine	Alder	African Mahog	Walnut
503-29F	Fluted Harvest Column 29	29	2 3/4	5 1/2	5 1/2	65.50	50.50	57.95	57.95	41.95	65.50	74.95	77.95
503-2X36F	Fluted Large Harvest Column 36	36	4 1/2	6	6	164.50	143.95	139.50	139.50	96.95	164.50	163.95	201.95
503-M2X36F	Fluted Large Mid-Post Harvest Column 36			12 1/2	5 1/2								
503-L2X36F	Fluted Large Long-Post Harvest Column 36			16 1/2	5 1/2								
503-X36F	Fluted Harvest Column 36	36	3 1/2	6	6	118.50	77.95	95.95	95.95	67.95	118.50	118.50	134.50
503-MX36F	Fluted Mid-Post Harvest Column 36			10 1/4	5 1/2								
503-LX36F	Fluted Long-Post Harvest Column 36			16 1/2	5 1/2								
503-36F	Fluted Thin Harvest Column 36	36	2 3/4	8	5 1/2	76.50	56.50	62.95	62.95	45.95	76.50	74.95	91.50
503-M36F	Fluted Thin Mid-Post Harvest Column 36			12 1/2	5 1/2								
503-L36F	Fluted Thin Long-Post Harvest Column 36			15 1/4	5 1/2								
503-2X42F	Fluted Large Harvest Column 42	42	4 1/2	6	6	173.50	153.50	149.50	149.50	111.95	173.50	183.95	214.50
503-M2X42F	Fluted Large Mid-Post Harvest Column 42			12	6								
503-L2X42F	Fluted Large Long-Post Harvest Column 42			18 1/2	5 1/2								
503-X42F	Fluted Harvest Column 42	42	3 1/2	6	6	133.50	85.95	106.50	106.50	74.95	133.50	133.50	154.95
503-MX42F	Fluted Mid-Post Harvest Column 42			12	6								
503-LX42F	Fluted Long-Post Harvest Column 42			15 3/4	6								



**Save Time & Money with
CUSTOM SERVICES**

**NOTCHING • SPLITTING
V CUTTING • QUARTERING**

See p. 38 for details

Not finding exactly what you need?

See page 39 for Custom Turning!


PLUS for the complementary

Belville 29" table legs, see page 24.

Harvest Columns

*Find the A, B & C dimensions you need
with the handy chart below.*

View the complete line
at **tablelegs.com**



All styles available with smooth or fluted shafts

PART NO.	Smooth Harvest Columns	A Height	B Width	C Post	D Bottom	Cherry	Soft Maple	Red Oak	White Oak	White Pine	Alder	African Mahog	Walnut
503-29	Harvest Column 29	29	2 3/4"	5 1/2"	5 1/2"	43.50	28.50	35.95	35.95	19.95	43.50	52.95	55.95
503-2X36	Large Harvest Column 36	36	4 1/2"	6"	6"	142.50	121.95	117.50	117.50	74.95	142.50	141.95	179.95
503-M2X36	Large Mid-Post Harvest Column 36			12 1/2"	5 1/2"								
503-L2X36	Large Long-Post Harvest Column 36			16 1/2"	5 1/2"								
503-X36	Harvest Column 36	36	3 1/2"	6"	6"	96.50	55.95	73.95	73.95	45.95	96.50	96.50	112.50
503-MX36	Mid-Post Harvest Column 36			10 1/4"	5 1/2"								
503-LX36	Long-Post Harvest Column 36			16 1/2"	5 1/2"								
503-36	Thin Harvest Column 36	36	2 3/4"	8"	5 1/2"	54.50	34.50	40.95	40.95	23.95	54.50	52.95	69.50
503-M36	Thin Mid-Post Harvest Column 36			12 1/2"	5 1/2"								
503-L36	Thin Long-Post Harvest Column 36			15 1/4"	5 1/2"								
503-2X42	Large Harvest Column 42	42	4 1/2"	6"	6"	151.50	131.50	127.50	127.50	89.95	151.50	161.95	192.50
503-M2X42	Large Mid-Post Harvest Column 42			12"	6"								
503-L2X42	Large Long-Post Harvest Column 42			18 1/2"	5 1/2"								
503-X42	Harvest Column 42	42	3 1/2"	6"	6"	111.50	63.95	84.50	84.50	52.95	111.50	111.50	132.95
503-MX42	Mid-Post Harvest Column 42			12"	6"								
503-LX42	Long-Post Harvest Column 42			15 3/4"	6"								

Stretcher Block Legs for Islands, Tables & More

**Easily add shelves, stretchers and more with the handy
above-the-foot blocks common to these best-sellers!**

**ALL PARTS
UNFINISHED**



Custom maple cabinet using notched
303-SBXL36F Fluted Farmhouse
Kitchen Legs and Round Brass Knobs
H1005 with Backplate H1006, see p 44.



303-SBXL36F
FLUTED FARMHOUSE
LEG 36



303-SB36F
FLUTED THIN
FARMHOUSE LEG 36



303-SB2X36F
FLUTED LARGE
FARMHOUSE LEG 36

**Matching
BUN FEET**



SEE PAGE 50

**Aprons &
Stretcher
Stock**

VISIT
tablelegs.com
OR CALL
800.843.7405



All styles available with smooth or fluted shafts

PART NO.	Fluted Stretcher Block Legs	A Height	B Width	C Post	D Block	E Foot	Cherry	Soft Maple	Red Oak	White Oak	White Pine	Alder	African Mahog	Walnut
303-SB2X42F	Fluted Large Farmhouse Leg 42	42	4 1/2	9 3/4	4 1/2	4 1/8								
303-SM2X42F	Fluted Lg Mid-Post Farmhouse Leg 42			15 1/4	4 1/2	4 1/8	173.50	153.50	149.50	149.50	111.95	173.50	183.95	214.50
303-SL2X42F	Fluted Lg Long-Post Farmhouse Leg 42			20 3/8	4	4 1/8								
303-SBXL42F	Fluted Farmhouse Leg 42	42	3 1/2	10 1/2	4 1/2	3 1/2	133.50	85.95	106.50	106.50	74.95	133.50	133.50	154.95
303-SB42F	Fluted Thin Farmhouse Leg 42	42	2 3/4	9 3/8	4 1/2	3 1/2								
303-SM42F	Fluted Thin Mid-Post Farmhouse Leg 42			15 3/8	4 1/2	3 1/2	81.50	62.50	69.95	69.95	50.50	81.50	83.50	102.95
303-SL42F	Fluted Thin Long-Post Farmhouse Leg 42			19 1/2	4 1/2	3 1/2								
303-SBD36F	Fluted Ex Lg Farmhouse Leg 36	36	6	8 3/4	5 1/2	5 1/2	287.50	207.95			157.95			
303-SB2X36F	Fluted Large Farmhouse Leg 36	36	4 1/2	9 1/4	4 1/2	4 1/8	164.50	143.95	139.50	139.50	96.95	164.50	163.95	201.95
303-SM2X36F	Fluted Lg Mid-Post Farmhouse Leg 36			14 3/8	4	4 1/8								
303-SBXL36F	Fluted Farmhouse Leg 36	36	3 1/2	9 1/4	4 1/2	3 1/2	118.50	77.95	95.95	95.95	67.95	118.50	118.50	134.50
303-SMXL36F	Fluted Mid-Post Farmhouse Leg 36			14 3/8	4 1/2	3 1/2								
303-SB36F	Fluted Thin Farmhouse Leg 36	36	2 3/4	9 3/8	4 1/2	3 1/2	76.50	56.50	62.95	62.95	45.95	76.50	74.95	91.50
303-SM36F	Fluted Thin Mid-Post Farmhouse Leg 36			13 1/2	4 1/2	3 1/2								
303-SB2XF	Fluted Ex-Lg English Tavern Table Leg	29	4 1/2	5 3/4	4 1/2	4 1/8	144.50	136.95	121.95	121.95	87.50	144.50	134.50	174.50
303-SBXLF	Fluted Large English Tavern Table Leg	29	3 1/2	6 1/2	4 1/2	3 1/2	91.95	62.95	72.95	72.95	60.50	91.95	91.95	113.50
303-SBF	Fluted English Tavern Table Leg	29	2 3/4	6 1/2	4 1/2	3 1/2	65.50	50.50	57.95	57.95	41.95	65.50	77.95	77.95
303-SBEF	Fluted English Tavern End Stand Leg	23 3/4	2 1/4	5 1/4	3 3/8	2 7/8	65.50	48.50	57.95		41.95	65.50	77.95	77.95
303-CSF	Fluted Co Sheraton Tavern Coffee Leg	18	2 1/4	5 1/4	3	2 1/2	38.95	37.50	38.95		36.50	38.95	62.95	62.95



**Save Time & Money with
CUSTOM SERVICES**

**NOTCHING • SPLITTING
V CUTTING • QUARTERING**

See p. 38 for details

Stretcher Block Legs

**Not finding exactly what
you need?** See page 39 for
Custom Turning!

View the complete line
at **tablelegs.com**

**Find the A, B & C
dimensions you
need with the
chart below.**



PART NO.	Smooth Stretcher Block Legs	A Height	B Width	C Post	D Block	E Foot	Cherry	Soft Maple	Red Oak	White Oak	White Pine	Alder	African Mahog	Walnut
303-SB2X42	Large Farmhouse Leg 42	42	4 1/2	9 3/4	4 1/2	4 1/8	151.50	131.50	127.50	127.50	89.95	151.50	161.95	192.50
303-SM2X42	Large Mid-Post Farmhouse Leg 42			15 1/4	4 1/2	4 1/8								
303-SL2X42	Large Long-Post Farmhouse Leg 42			20 3/8	4	4 1/8								
303-SBXL42	Farmhouse Leg 42	42	3 1/2	10 1/2	4 1/2	3 1/2	111.50	63.95	84.50	84.50	52.95	111.50	111.50	132.95
303-SB42	Thin Farmhouse Leg 42	42	2 3/4	9 3/8	4 1/2	3 1/2	59.50	40.50	47.95	47.95	28.50	59.50	61.50	80.95
303-SM42	Thin Mid-Post Farmhouse Leg 42			15 3/8	4 1/2	3 1/2								
303-SL42	Thin Long-Post Farmhouse Leg 42			19 1/2	4 1/2	3 1/2								
303-SBD36	Extra Large Farmhouse Leg 36	36	6	8 3/4	5 1/2	5 1/2	265.50	185.95			135.95			
303-SB2X36	Large Farmhouse Leg 36	36	4 1/2	9 1/4	4 1/2	4 1/8	142.50	121.95	117.50	117.50	74.95	142.50	141.95	179.95
303-SM2X36	Large Mid-Post Farmhouse Leg 36			14 3/8	4	4 1/8								
303-SBXL36	Farmhouse Leg 36	36	3 1/2	9 1/4	4 1/2	3 1/2	96.50	55.95	73.95	73.95	45.95	96.50	96.50	112.50
303-SMXL36	Mid-Post Farmhouse Leg 36			14 3/8	4 1/2	3 1/2								
303-SB36	Thin Farmhouse Leg 36	36	2 3/4	9 3/8	4 1/2	3 1/2	54.50	34.50	40.95	40.95	23.95	54.50	52.95	69.50
303-SM36	Thin Mid-Post Farmhouse Leg 36			13 1/2	4 1/2	3 1/2								
303-SL36	Thin Long-Post Farmhouse Leg 36			19	4	3 1/2								
303-SB2X	Ex-Lg English Tavern Table Leg	29	4 1/2	5 3/4	4 1/2	4 1/8	122.50	114.95	99.95	99.95	65.50	122.50	112.50	152.50
303-SBXL	Large English Tavern Table Leg	29	3 1/2	6 1/2	4 1/2	3 1/2	69.95	40.95	50.95	50.95	38.50	69.95	69.95	91.50
303-SB	English Tavern Table Leg	29	2 3/4	6 1/2	4 1/2	3 1/2	43.50	28.50	35.95	35.95	19.95	43.50	55.95	55.95
303-SBE	English Tavern End Stand Leg	23 3/4	2 1/4	5 1/4	3 3/8	2 7/8	43.50	26.50	35.95		19.95	43.50	55.95	55.95
303-CS	Country Sheraton Tavern Coffee Leg	18	2 1/4	5 1/4	3	2 1/2	16.95	15.50	16.95		14.50	16.95	40.95	40.95

FOOTED LEGS for ISLANDS, TABLES & MORE

Footed Legs 42", 36", 29", 25" AND 18"

ALL PARTS
UNFINISHED

3 1/2"



9 1/2"

303-XL36 TOTAL HEIGHT 36"

3 1/2"



9 1/2"

303-XL36F TOTAL HEIGHT 36"

3 1/2"



9 1/2"

303-XL36SP TOTAL HEIGHT 36"

3 1/2"



9 1/2"

303-XL36R TOTAL HEIGHT 36"

6"



9 1/2"

303-DX36 TOTAL HEIGHT 36"

Matching
BUN FEET



SEE PAGE 50

**Not finding
exactly what
you need?**
See page 39 for
Custom Turning!

303-XL36
COUNTRY LEG 36

303-XL36F
FLUTED COUNTRY LEG 36

303-XL36SP
SPIRAL COUNTRY LEG 36

303-XL36R
REEDED COUNTRY LEG 36

303-DX36
EX-LG COUNTRY LEG 36

PART NO.	Fluted Footed Legs	Height	Width	Post	Cherry	Soft Maple	Red Oak	White Oak	White Pine	Alder	Af Mahog	Walnut
303-2X42F	Fluted Large Country Leg 42	42	4 1/2	9	173.50	153.50	149.50	149.50	111.95	173.50	183.95	214.50
303-M2X42F	Fluted Large Mid-Post Country Leg 42			15 1/2								
303-L2X42F	Fluted Large Long-Post Country Leg 42			19								
303-XL42F	Fluted Country Leg 42	42	3 1/2	10 1/2	133.50	85.95	106.50	106.50	74.95	133.50	133.50	154.95
303-MXL42F	Fluted Mid-Post Country Leg 42			15 1/2								
303-DX36F	Fluted Ex-Large Country Leg 36	36	6	9 1/2	287.50	207.95			157.95			
303-2X36F	Fluted Large Country Leg 36	36	4 1/2	9 1/2	164.50	143.95	139.50	139.50	96.95	164.50	163.95	201.95
303-M2X36F	Fluted Large Mid-Post Country Leg 36			13								
303-XL36F	Fluted Country Leg 36	36	3 1/2	9 1/2	118.50	77.95	95.95	95.95	67.95	118.50	118.50	134.50
303-JXL36F	Fluted Mid-Post Country Leg 36			13								
303-MXL36F	Fluted Long-Post Country Leg 36			19 1/8								
303-CXL36F	Fluted Extra Long-Post Country Leg 36			23								
303-LV36F	Fluted Thin Country Leg 36	36	2 3/4	10 5/8	76.50	56.50	62.95	62.95	45.95	76.50	74.95	91.50
303-2XLF	Fluted Large Farmhouse Dining Leg	29	4 1/2	6	144.50	136.95	121.95	121.95	87.50	144.50	134.50	174.50
303-XLF	Fluted Farmhouse Dining Leg	29	3 1/2	6	91.95	62.95	72.95	72.95	60.50	91.95	91.95	113.50
303-LF	Fluted Country Sheraton Dining Leg	29	2 3/4	6	65.50	50.50	57.95	57.95	41.95	65.50	77.95	77.95
303-ELF	Fluted Farmhouse End Stand Leg	25	2 3/4	6 1/2	65.50	48.50	57.95	57.95	41.95	65.50	77.50	77.95
303-CXLF	Fluted Farmhouse Coffee Leg	18	3 1/2	5	60.50	50.50	56.50	56.50	42.50	60.50	72.95	77.50
303-CF	Fluted Country Sheraton Coffee Leg	18	2 3/4	5	42.50	38.95	42.50	42.50	37.50	42.50	62.50	62.95
PART NO.	Spiral Footed Legs	Height	Width	Post	Cherry	Soft Maple	Red Oak	White Oak	White Pine	Alder	Af Mahog	Walnut
303-XL36SP	Spiral Country Leg 36	36	3 1/2	9 1/2	118.50	77.95	95.95	95.95	67.95	118.50	118.50	134.50
303-XLS	Spiral Farmhouse Dining Leg	29	3 1/2	6	91.95	62.95	72.95	72.95	60.50	91.95	91.95	113.50
303-LS	Spiral Country Sheraton Dining Leg	29	2 3/4	6	65.50	50.50	57.95	57.95	41.95	65.50	77.95	77.95
303-CXLS	Spiral Farmhouse Coffee Leg	18	3 1/2	5	60.50	50.50	56.50	56.50	42.50	60.50	72.95	77.50
PART NO.	Reeded Footed Legs	Height	Width	Post	Cherry	Soft Maple	Red Oak	White Oak	White Pine	Alder	Af Mahog	Walnut
303-XL36R	Reeded Country Leg 36	36	3 1/2	9 1/2	118.50	77.95	95.95	95.95	67.95	118.50	118.50	134.50
303-XLR	Reeded Farmhouse Dining Leg	29	3 1/2	6	91.95	62.95	72.95	72.95	60.50	91.95	91.95	113.50



**Save Time & Money with
CUSTOM SERVICES**

**NOTCHING • SPLITTING
V CUTTING • QUARTERING**
See p. 38 for details

42", 36", 29", 25" AND 18" **Footed Legs**

View the complete line
at **tablelegs.com**



303-LV36
THIN COUNTRY
LEG 36



303-MXL36
LONG-POST
COUNTRY LEG 36



303-XL42
COUNTRY LEG 42



303-CXL36
EXTRA-LONG-POST
COUNTRY LEG 36



303-DV36
SHERATON VANITY
LEG 36



303-2X36
LARGE COUNTRY
LEG 36

PART NO.	Smooth Footed Legs	Height	Width	Post	Cherry	Soft Maple	Red Oak	White Oak	White Pine	Alder	African Mahog	Walnut
303-2X42	Large Country Leg 42	42	4 1/2	9	151.50	131.50	127.50	127.50	89.95	151.50	161.95	192.50
303-M2X42	Large Mid-Post Country Leg 42			15 1/2								
303-L2X42	Large Long-Post Country Leg 42			19								
303-XL42	Country Leg 42	42	3 1/2	10 1/2	111.50	63.95	84.50	84.50	52.95	111.50	111.50	132.95
303-MXL42	Mid-Post Country Leg 42			15 1/2								
303-DX36	Ex-Large Country Leg 36			9 1/2								
303-2X36	Large Country Leg 36	36	4 1/2	9 1/2	142.50	121.95	117.50	117.50	74.95	142.50	141.95	179.95
303-M2X36	Large Mid-Post Country Leg 36			13								
303-XL36	Country Leg 36	36	3 1/2	9 1/2	96.50	55.95	73.95	73.95	45.95	96.50	96.50	112.50
303-JXL36	Mid-Post Country Leg 36			13								
303-MXL36	Long-Post Country Leg 36			19 1/8								
303-CXL36	Extra Long-Post Country Leg 36			23								
303-LV36	Thin Country Leg 36	36	2 3/4	10 5/8	54.50	34.50	40.95	40.95	23.95	54.50	52.95	69.50
303-DV36	Sheraton Vanity Leg 36	36	2 1/4	10 1/2	34.50	25.50	27.50			34.50	63.50	65.50
303-2XL	Large Farmhouse Dining Leg	29	4 1/2	6	122.50	114.95	99.95	99.95	65.50	122.50	112.50	152.50
303-XL	Farmhouse Dining Leg	29	3 1/2	6	69.95	40.95	50.95	50.95	38.50	69.95	69.95	91.50
303-L	Country Sheraton Dining Leg	29	2 3/4	6	43.50	28.50	35.95	35.95	19.95	43.50	55.95	55.95
303-D	Sheraton Dining Leg	29	2 1/8	6	30.95	22.95	25.50			30.95	34.50	39.95
303-EL	Farmhouse End Stand Leg	25	2 3/4	6 1/2	43.50	26.50	35.95	35.95	19.95	43.50	55.50	55.95
303-E	Country Sheraton End Stand Leg	26	1 7/8	6 1/4	14.95	12.95	14.50			14.95	34.50	34.95
303-CXL	Farmhouse Coffee Leg	18	3 1/2	5	38.50	28.50	34.50	34.50	20.50	38.50	50.95	55.50
303-C	Country Sheraton Coffee Leg	18	2 3/4	5	20.50	16.95	20.50	20.95	15.50	20.50	40.50	40.95

Hepplewhite Legs

Two-Side Tapered Legs 18", 25", 29", 36", 38" AND 42"



Find the A, B and C dimensions you need with the handy chart below.

Choose from 42" counter-height legs to 18" legs for benches and coffee tables.

View the complete line
at **tablelegs.com**

29

Sizes!

The most complete selection in the industry!

PART NO.	Hepplewhite Legs	A Height	B Width	C Post	D Bottom	Cherry	Soft Maple	Red Oak	White Oak	White Pine	Alder	African Mahog	Walnut	Tgr Mpl
201-D42	Large Hepplewhite Leg 42	42	2 ¼	8	1 ¼	40.95	37.50	35.95		38.95	40.95	78.50	79.95	
201-DL42	Large Long-Post Hepplewhite Leg 42			16	1 ¼									
201-E42	Country Hepplewhite Leg 42	42	2 ¾	8	1 ⅝	58.95	47.95	60.95	60.95	45.50	58.95	73.95	89.50	
201-EL42	Long-Post Country Hepplewhite Leg 42			16	1 ⅝									
201-G42	Large Country Hepplewhite Leg 42	42	3 ½	8	2	118.95	81.95	81.95	81.95	76.50	118.95	108.95	142.95	
201-GL42	Lg Long-Post Country Hepplewhite Leg 42			16	2									
201-J42	Extra-Large Country Hepplewhite Leg 42	42	4 ½	8	2 ½	193.95	132.95	136.50	136.50	106.50	193.95	210.95	228.50	
201-JL42	Ex-Lg Long-Post Country Hepplewhite 42			16	2 ½									
201-B38	Hepplewhite Server Leg 38	38	1 ⅞	15	1	23.95	21.95	37.50		28.95	23.95	65.50	48.50	
201-D36	Large Hepplewhite Leg 36	36	2 ¼	9 ¼	1 ¼	32.50	30.95	33.95		30.95	32.50	66.50	66.50	
201-DL36	Large Long-Post Hepplewhite Leg 36			16	1 ¼									
201-E36	Country Hepplewhite Leg 36	36	2 ¾	9 ⅛	1 ⅝	47.50	38.50	49.50	49.50	39.50	47.50	58.50	68.95	
201-EL36	Long-Post Country Hepplewhite Leg 36			16	1 ⅝									
201-G36	Large Country Hepplewhite Leg 36	36	3 ½	9 ⅛	2	99.95	61.50	74.50	74.50	65.95	99.95	91.95	122.50	
201-GL36	Lg Long-Post Country Hepplewhite Leg 36			16	2									
201-J36	Extra-Large Country Hepplewhite Leg 36	36	4 ½	9 ⅛	2 ½	141.50	121.50	118.95	118.95	89.95	141.50	183.50	197.95	
201-JL36	Ex-Lg Long-Post Country Hepplewhite 36			16	2 ½									
201-C29	Hepplewhite Dining Leg	29	1 ¾	5	1	17.50	14.95	16.95		18.50	17.50	43.95	43.95	28.50
201-D29	Large Hepplewhite Dining Leg	29	2 ¼	5	1 ¼	28.95	20.50	23.95		14.95	28.95	44.95	44.95	35.50
201-E29	Country Hepplewhite Dining Leg	29	2 ¾	5	1 ⅝	40.50	28.50	35.95	35.95	19.95	40.50	47.95	63.50	
201-G29	Large Country Hepplewhite Dining Leg	29	3 ½	5	2	74.95	55.50	59.95	59.95	54.50	74.95	76.50	100.95	
201-J29	Ex-Lg Country Hepplewhite Dining Leg	29	4 ½	5	2 ½	103.95	110.95	105.95	105.95	74.95	103.95	150.50	169.95	
201-A25	Hepplewhite End Stand Leg	25	1 ½	5	¾	15.50	12.95	14.50		13.50	15.50	35.50	44.95	19.95
201-D25	Large Hepplewhite End Stand Leg	25	2 ¼	5	1 ¼	28.95	20.50	23.95		14.95	28.95	43.95	43.95	
201-E25	Country Hepplewhite End Stand Leg	25	2 ¾	5	1 ⅝	34.50	23.95	28.95	28.95	24.95	34.50	45.95	60.50	
201-D18	Large Hepplewhite Coffee Leg	18	2 ¼	5	1 ¼	19.95	17.95	19.50		17.50	19.95	35.95	38.95	
201-E18	Country Hepplewhite Coffee Leg	18	2 ¾	5	1 ⅝	23.95	20.50	22.95	22.95	20.50	23.95	30.95	40.95	
201-G18	Large Country Hepplewhite Coffee Leg	18	3 ½	5	2	42.95	29.95	40.95	40.95	34.50	42.95	49.50	59.50	
201-J18	Ex-Lg Country Hepplewhite Coffee Leg	18	4 ½	6	2 ½	65.50	62.95	59.50	59.50	50.95	65.50	54.50	111.50	

Two-Side Tapered HEPPLEWHITE LEGS

Infinitely useful.

Faithfully scaled to George Hepplewhite's 18th Century ideals.

Thinner legs are perfect for sleek, uptown and Shaker projects. Choose bigger legs for folksy projects, lofty spaces and mega-kitchens.



Custom kitchen work table using 201-G36 Hepplewhite legs. Soft maple frame and drawer fronts, two-board clear pine top, three-board splined pine shelf. Shelf frame installed into notch in legs.

Save Time & Money

Mortising &
Tenoning
page 38



ALL PARTS UNFINISHED



201-E18
COUNTRY
HEPPLEWHITE
COFFEE LEG



201-D29
LARGE
HEPPLEWHITE
DINING LEG



201-E29
COUNTRY
HEPPLEWHITE
DINING LEG



201-EL36
LONG-POST COUNTRY
HEPPLEWHITE
LEG 36



201-G36
LARGE COUNTRY
HEPPLEWHITE
LEG 36



201-J42
EX-LARGE COUNTRY
HEPPLEWHITE
LEG 42

For the best selection of four-side tapered legs see page 22.

Not finding exactly what you need?
See page 39 for to modify any leg.



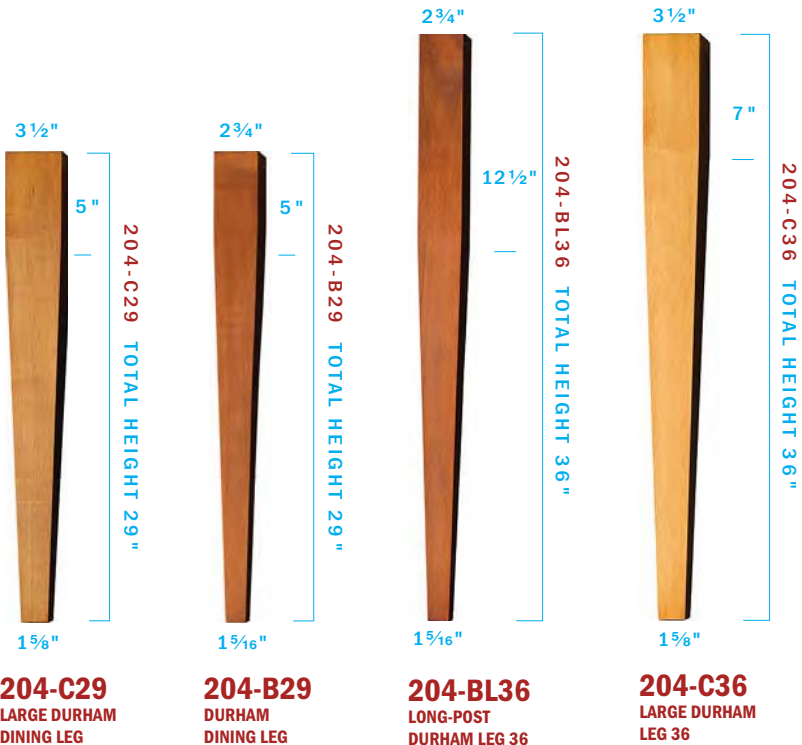
ALSO AVAILABLE
Square Tapered
BUN FEET PAGE 48

Four-Side Tapered DURHAM LEGS

In the smaller sizes, the four-sided taper produces the effect of lightness and grace. The heavier weights are scaled for larger rooms and furniture of more generous proportions.



204-CL36 Durham legs on a custom kitchen island. Maple frame with antiqued milk paint. Drawer fronts have applied bead and hand turned knobs. Soapstone top.



View all **27** Durham Legs
at **tablelegs.com**

Choose from 42" counter-height legs
to 18" legs for coffee tables.

PART NO.	Durham Legs	A Height	B Width	C Post	D Bottom	Cherry	Soft Maple	Red Oak	White Oak	White Pine	Alder	African Mahog	Walnut	Tgr Mpl
204-D42	Extra-Large Durham Leg 42	42	4 1/2	8	2 1/8	199.95	139.95	142.50	142.50	112.50	199.95	217.50	234.95	
204-A36	Thin Durham Leg 36	36	2 1/4	6 1/2	1 1/16	39.95	35.95	38.95		35.95	39.95	61.50	68.95	
204-B36	Durham Leg 36	36	2 3/4	6 1/2	1 5/16	50.95	42.50	53.95	53.95	43.50	50.95	61.50	71.50	
204-BL36	Long-Post Durham Leg 36			12 1/2	1 5/16									
204-C36	Large Durham Leg 36	36	3 1/2	7	1 5/8	105.50	66.50	79.95	79.95	70.95	105.50	96.95	127.50	
204-CL36	Large Long-Post Durham Leg 36			14 1/2	1 5/8									
204-D36	Extra-Large Durham Leg 36	36	4 1/2	8	2 1/8	146.50	126.50	110.50	110.50	95.50	146.50	188.50	202.95	
204-E29	Extra-Thin Durham Dining Leg	29	1 3/4	5	1 1/16	24.50	20.50	23.95		30.95	24.50	50.95	45.95	40.95
204-A29	Thin Durham Dining Leg	29	2 1/4	5	1 1/16	40.50	28.50	33.50		28.95	40.50	50.95	56.50	
204-B29	Durham Dining Leg	29	2 3/4	5	1 5/16	44.50	35.95	45.95	45.95	35.95	44.50	50.95	66.50	
204-C29	Large Durham Dining Leg	29	3 1/2	5	1 5/8	79.95	59.95	64.50	64.50	58.95	79.95	80.95	105.95	
204-D29	Extra-Large Durham Dining Leg	29	4 1/2	6	2 1/8	109.50	112.50	110.95	110.95	79.95	109.50	155.95	175.50	
204-A25	Thin Durham End Stand Leg	25	2 1/4	5	1 1/16	40.50	28.50	33.50		28.95	40.50	53.95	53.95	
204-B25	Durham End Stand Leg	25	2 3/4	5	1 5/16	44.50	35.95	45.95	45.95	35.95	44.50	50.95	66.50	
204-A18	Thin Durham Coffee Leg	18	2 1/4	5	1 1/16	23.50	20.50	22.95		20.50	23.50	35.95	35.95	
204-B18	Durham Coffee Leg	18	2 3/4	5	1 5/16	28.50	25.50	27.50	27.50	30.95	28.50	35.50	45.50	
204-C18	Large Durham Coffee Leg	18	3 1/2	5	1 5/8	45.95	33.50	45.50	45.50	38.50	45.95	52.95	62.95	

Four-Side Tapered Legs 18", 25", 29", 36" AND 42"

Find the A, B and C dimensions you need with the charts below.



Four-Side Tapered KENT LEGS

Featuring a dramatic turning atop a bold four-sided tapering leg. Fabulous in the kitchen and every room beyond!



Custom kitchen table featuring 304-C36 Kent legs. Cherry with oiled and waxed cherry finish. Shelf frame installed into notch in legs. Round Brass Cabinet Knobs H1005 with Backplate H1006 in Light Antique Finish, pg 44.

View all **17** Kent Legs
at **tablelegs.com**

PART NO.	Kent Legs	A Height	B Width	C Post	D Bottom	Cherry	Soft Maple	Red Oak	White Oak	White Pine	Alder	African Mahog	Walnut
304-C42	Large Kent Leg 42	42	3 1/2	8	1 5/8	147.95	101.95	101.95	101.95	96.95	147.95	132.50	171.95
304-CL42	Large Long-Post Kent Leg 42			14 1/2	1 5/8								
304-A36	Thin Kent Leg 36	36	2 1/4	6 1/2	1 1/16	45.95	48.95	49.50			45.95	66.50	66.50
304-AL36	Thin Long-Post Kent Leg 36			10 1/2	1 1/16								
304-B36	Kent Leg 36	36	2 3/4	6 1/2	1 5/16	61.50	52.95	64.50	64.50	52.95	61.50	86.95	100.95
304-BL36	Long-Post Kent Leg 36			12 1/2	1 5/16								
304-C36	Large Kent Leg 36	36	3 1/2	9 1/2	1 5/8	122.50	81.95	94.50	94.50	84.95	122.50	115.95	150.50
304-CL36	Large Long-Post Kent Leg 36			14 1/2	1 5/8								
304-E29	Extra-Thin Kent Dining Leg	29	1 3/4	6	1	32.50	29.95	30.95			32.50	35.95	35.95
304-A29	Thin Kent Dining Leg	29	2 1/4	6	1 1/16	44.50	35.95	42.50			44.50	55.95	55.95
304-B29	Kent Dining Leg	29	2 3/4	6	1 5/16	54.95	45.95	56.50	56.50	45.95	54.95	73.95	81.50
304-C29	Large Kent Dining Leg	29	3 1/2	6	1 5/8	95.95	73.50	78.50	78.50	71.50	95.95	96.50	125.50
304-E25	Extra-Thin Kent End Stand Leg	25	1 3/4	6	1	32.50	29.95	30.95			32.50	35.95	35.95
304-A25	Thin Kent End Stand Leg	25	2 1/4	6	1 1/16	43.50	35.95	40.95			43.50	56.50	54.95
304-B25	Kent End Stand Leg	25	2 3/4	6	1 5/16	54.95	45.95	56.50	56.50	45.95	54.95	73.95	81.50
304-A18	Thin Kent Coffee Leg	18	2 1/4	5	1 1/16	32.50	29.95	30.95			32.50	39.50	39.50
304-B18	Kent Coffee Leg	18	2 3/4	5	1 5/16	37.95	35.95	37.50	37.50	34.95	37.95	52.95	52.95

Belville Legs

Stretcher Block Kitchen & Dining Legs 29" & 36"

ALL PARTS
UNFINISHED



307-SBX36
BELVILLE LEG 36

Cherry 96.50 | Soft Maple 55.95
Red Oak 73.95 | Wh Oak 73.95
White Pine 45.95 | Alder 96.50
Af Mahog 96.50 | Walnut 112.50



307-SBX36F
FLUTED BELVILLE LEG 36

Cherry 118.50 | Soft Maple 77.95
Red Oak 95.95 | Wh Oak 95.95
White Pine 67.95 | Alder 118.50
Af Mahog 118.50 | Walnut 134.50



307-SB2X36F
FLUTED LARGE BELVILLE LEG 36

Cherry 164.50 | Soft Maple 143.95
Red Oak 139.50 | Wh Oak 139.50
White Pine 96.95 | Alder 164.50
Af Mahog 163.95 | Walnut 201.95



307-SB2X36
LARGE BELVILLE LEG 36

Cherry 142.50 | Soft Maple 121.95
Red Oak 117.50 | Wh Oak 117.50
White Pine 74.95 | Alder 142.50
Af Mahog 141.95 | Walnut 179.95

Belville 29" Table Legs

A beautiful leg for a table or desk. Match with our Harvest Columns on page 14 or the taller Belville Legs shown above.



307-SB
BELVILLE
TABLE LEG

Cherry 43.50
Soft Maple 28.50
Red Oak 35.95
White Oak 35.95
White Pine 19.95
Alder 43.50
Af Mahog 55.95
Walnut 55.95



307-SBF
FLUTED BELVILLE
TABLE LEG

Cherry 65.50
Soft Maple 50.50
Red Oak 57.95
White Oak 57.95
White Pine 41.95
Alder 65.50
Af Mahog 77.95
Walnut 77.95



307-SBXF
FLUTED LARGE
BELVILLE TABLE LEG

Cherry 91.95
Soft Maple 62.95
Red Oak 72.95
White Oak 72.95
White Pine 60.50
Alder 91.95
Af Mahog 91.95
Walnut 113.50



307-SBX
LARGE BELVILLE
TABLE LEG

Cherry 69.95
Soft Maple 40.95
Red Oak 50.95
White Oak 50.95
White Pine 38.50
Alder 69.95
Af Mahog 69.95
Walnut 91.50

307-SBX36F
FLUTED BELVILLE
KITCHEN LEG 36

More Legs

Vanity, Kitchen & Dining Legs 29" & 36"

Sonoma Legs

NEW!

New long-post designs for kitchen and bath. More room up top for taller doors and bigger drawers

307-L36


SONOMA LEG 36

Cherry 54.50
Soft Maple 34.50
Red Oak 40.95
White Oak 40.95
White Pine 23.95
Alder 54.50
Af Mahog 52.95
Walnut 69.50

307-M36


LARGE SONOMA LEG 36

Cherry 96.50
Soft Maple 55.95
Red Oak 73.95
White Oak 73.95
White Pine 45.95
Alder 96.50
Af Mahog 96.50
Walnut 112.50



French Farm Dining Legs

A sturdy leg in the French farm tradition, scaled for more massive tables. For even stronger visual emphasis when using these legs, use the applied bead moulding available at tablelegs.com.



700-XL

LG FRENCH FARM DINING LEG

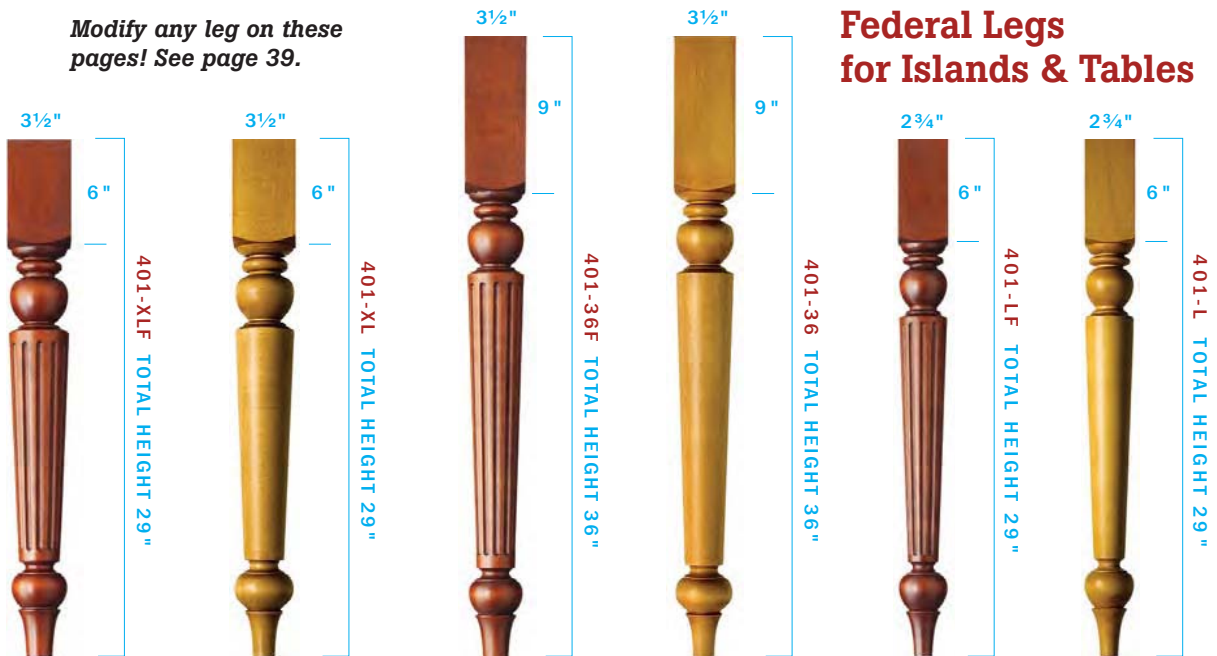
Cherry 122.50
Soft Maple 114.95
Red Oak 99.95
White Oak 99.95
White Pine 65.50
Alder 122.50
Af Mahog 112.50
Walnut 152.50

700-L

FRENCH FARM DINING LEG

Cherry 69.95
Soft Maple 40.95
Red Oak 50.95
White Oak 50.95
White Pine 38.50
Alder 69.95
Af Mahog 69.95
Walnut 91.50

Modify any leg on these pages! See page 39.



401-XLF

FLUTED LARGE FEDERAL DINING LEG

Cherry 91.95
Soft Maple 62.95
Red Oak 72.95
White Oak 72.95
White Pine 60.50
Alder 91.95
Af Mahog 91.95
Walnut 113.50

401-XL

LARGE FEDERAL DINING LEG

Cherry 69.95
Soft Maple 40.95
Red Oak 50.95
White Oak 50.95
White Pine 38.50
Alder 69.95
Af Mahog 69.95
Walnut 91.50

401-36F

FLUTED FEDERAL LEG 36

Cherry 118.50
Soft Maple 77.95
Red Oak 95.95
White Oak 95.95
White Pine 67.95
Alder 118.50
Af Mahog 118.50
Walnut 134.50

401-36

FEDERAL LEG 36

Cherry 96.50
Soft Maple 55.95
Red Oak 73.95
White Oak 73.95
White Pine 45.95
Alder 96.50
Af Mahog 96.50
Walnut 112.50

401-LF

FLUTED FEDERAL DINING LEG

Cherry 65.50
Soft Maple 50.50
Red Oak 57.95
White Oak 57.95
White Pine 41.95
Alder 65.50
Af Mahog 77.95
Walnut 77.95

401-L

FEDERAL DINING LEG

Cherry 43.50
Soft Maple 28.50
Red Oak 35.95
White Oak 35.95
White Pine 19.95
Alder 43.50
Af Mahog 55.95
Walnut 55.95

Classic Designs for Tables



*I am an amateur woodworker but after completing the table with your kit, **I felt like a pro.***

S. COLAGROSS, VANCOUVER, WA

Farmhouse Dining Table Base Kits

The base kit to choose when creating a country table with a big leg. Available with smooth, reeded or fluted 3 1/2" 303-XL legs. Kit includes four mortised legs, four tenoned aprons with beaded edge detail, assembly instructions and mounting screws for tops over 3/4" thick. For a richer look spring for a peg kit and applied bead moulding available at tablelegs.com. Top not included.



303-XLK Base Kit with custom top, applied bead moulding, oiled cherry finish. Top not included.


ALL PARTS UNFINISHED

Smooth Farmhouse Dining Table Base Kits

PART NO.	SEATS	ASSEMBLED BASE SIZE	SUGGESTED TOP SIZE	Cherry	Soft Maple	Red Oak	Wh Oak	Wh Pine
303-XLK1	6	32 x 51	40 X 60	414.50	264.95	309.95	327.50	268.95
303-XLK2*	8	32 x 73	40 X 82	444.50	285.50	329.95	358.50	291.50
303-XLK3	6	37 x 51	44 X 60	417.50	267.95	312.95	333.50	265.95
303-XLK4*	8	37 x 73	44 X 82	447.50	288.50	333.95	364.50	288.95
303-XLK5*	10	32 x 93	40 X 101	478.50	304.50	349.95	388.50	317.50
303-XLK6*	10	37 x 93	44 X 101	481.50	307.50	352.95	394.50	314.95

Fluted Farmhouse Dining Table Base Kits

PART NO.	SEATS	ASSEMBLED BASE SIZE	SUGGESTED TOP SIZE	Cherry	Soft Maple	Red Oak	Wh Oak	Wh Pine
303-XLFK1	6	32 x 51	40 X 60	502.50	352.95	397.95	415.50	356.95
303-XLFK2*	8	32 x 73	40 X 82	532.50	373.50	417.95	446.50	379.50
303-XLFK3	6	37 x 51	44 X 60	505.50	355.95	400.95	421.50	353.95
303-XLFK4*	8	37 x 73	44 X 82	535.50	376.50	421.95	452.50	376.95



Reeded Farmhouse Dining Table Base Kits

PART NO.	SEATS	ASSEMBLED BASE SIZE	SUGGESTED TOP SIZE	Cherry	Soft Maple	Red Oak	Wh Oak	Wh Pine
303-XLRK1	6	32 x 51	40 X 60	502.50	352.95	397.95	415.50	356.95
303-XLRK2*	8	32 x 73	40 X 82	532.50	373.50	417.95	446.50	379.50
303-XLRK3	6	37 x 51	44 X 60	505.50	355.95	400.95	421.50	353.95
303-XLRK4*	8	37 x 73	44 X 82	535.50	376.50	421.95	452.50	376.95

303-LS SPIRAL COUNTRY SHERATON DINING LEG
 Cherry 65.50
 Soft Maple 50.50
 Red Oak 57.95
 White Oak 57.95
 White Pine 41.95
 Alder 65.50
 Af Mahog 77.95
 Walnut 77.95

303-XLR SPIRAL FARMHOUSE DINING LEG
 Cherry 91.95
 Soft Maple 62.95
 Red Oak 72.95
 White Oak 72.95
 White Pine 60.50
 Alder 91.95
 Af Mahog 91.95
 Walnut 113.50

303-XL FARMHOUSE DINING LEG

*OVERSIZE, 12.50 ADDITIONAL SHIPPING

303-LK1 COUNTRY SHERATON

DINING TABLE BASE KIT SEATS SIX

ASSEMBLED BASE SIZE 30½" x 49½"
SUGGESTED TOP SIZE APPROX. 38" x 58"

Cherry 308.95 | Soft Maple 214.95

Red Oak 239.95 | White Pine 194.50

303-LK2* COUNTRY SHERATON

DINING TABLE BASE KIT SEATS EIGHT

ASSEMBLED BASE SIZE 30½" x 71½"
SUGGESTED TOP SIZE APPROX. 40" x 80"

Cherry 338.95 | Soft Maple 235.50

Red Oak 260.50 | White Pine 217.50

303-LK3 COUNTRY SHERATON

DINING TABLE BASE KIT SEATS SIX

ASSEMBLED BASE SIZE 35½" x 49½"
SUGGESTED TOP SIZE APPROX. 41" x 58"

Cherry 311.50 | Soft Maple 217.95

Red Oak 245.50 | White Pine 195.95

303-LK4* COUNTRY SHERATON

DINING TABLE BASE KIT SEATS EIGHT

ASSEMBLED BASE SIZE 35½" x 71½"
SUGGESTED TOP SIZE APPROX. 41" x 78"

Cherry 341.50 | Soft Maple 238.95

Red Oak 265.50 | White Pine 214.95

* OVERSIZE, 12.50 ADDITIONAL SHIPPING

Country Sheraton Dining Table Base Kits

Our most popular style because the visual weight of the leg is so versatile! Kit features four mortised 2¾" 303-L legs and four tenoned aprons for easy table base assembly. The aprons are beaded for a subtle, interesting detail. Includes assembly instructions and top mounting screws. Top not included.











303-LK Base Kit with custom top and oiled cherry finish. Top not included.

You can't mess with success!

These popular legs, all with solid proportion and crisp detail, make for gorgeous furniture. Now in four weights to match the scale of your every project.

Not finding exactly what you need?

See page 39 for **Custom Turning** and **Custom Base Kits**

3 ½"	4 ½"	3 ½"	2 ¾"	4 ½"	3 ½"	2 ¾"	2 ½"
							
6"	6"	6"	6"	6"	6"	6"	6"
303-XLR TOTAL HEIGHT 29"	303-2XLF TOTAL HEIGHT 29"	303-XLF TOTAL HEIGHT 29"	303-LF TOTAL HEIGHT 29"	303-2XL TOTAL HEIGHT 29"	303-XL TOTAL HEIGHT 29"	303-L TOTAL HEIGHT 29"	303-D TOTAL HEIGHT 29"
303-XLR REEDED FARMHOUSE DINING LEG	303-2XLF FLUTED LARGE FARMHOUSE DINING LEG	303-XLF FLUTED FARMHOUSE DINING LEG	303-LF FLUTED COUNTRY SHERATON DINING LEG	303-2XL LARGE FARMHOUSE DINING LEG	303-XL FARMHOUSE DINING LEG	303-L COUNTRY SHERATON DINING LEG	303-D SHERATON DINING LEG
Cherry 91.95	Cherry 144.50	Cherry 91.95	Cherry 65.50	Cherry 122.50	Cherry 69.95	Cherry 43.50	Cherry 30.95
Soft Maple 62.95	Soft Maple 136.95	Soft Maple 62.95	Soft Maple 50.50	Soft Maple 114.95	Soft Maple 40.95	Soft Maple 28.50	Soft Maple 22.95
Red Oak 72.95	Red Oak 121.95	Red Oak 72.95	Red Oak 57.95	Red Oak 99.95	Red Oak 50.95	Red Oak 35.95	Red Oak 25.50
White Oak 72.95	White Oak 121.95	White Oak 72.95	White Oak 57.95	White Oak 99.95	White Oak 50.95	White Oak 35.95	Alder 30.95
White Pine 60.50	White Pine 87.50	White Pine 60.50	White Pine 41.95	White Pine 65.50	White Pine 38.50	White Pine 19.95	Af Mahog 34.50
Alder 91.95	Alder 144.50	Alder 91.95	Alder 61.95	Alder 122.50	Alder 55.95	Alder 43.50	Walnut 39.95
Af Mahog 91.95	Af Mahog 134.50	Af Mahog 91.95	Af Mahog 77.95	Af Mahog 112.50	Af Mahog 69.95	Af Mahog 55.95	
Walnut 113.50	Walnut 174.50	Walnut 113.50	Walnut 77.95	Walnut 152.50	Walnut 91.50	Walnut 55.95	



303-CSK Base Kit in maple with custom top. Oil finish. Top not included.



Country Sheraton Coffee Table Base Kit with Stretcher

Four mortised 2 1/4" 303-CS legs easily connect to four tenoned aprons and four tenoned stretchers to make a handsome coffee table base. Get extra storage space when you add your own custom shelf on top of the stretcher. Also included are assembly instructions and top mounting screws. Top not included.

Not finding exactly what you need?

See page 39 for **Custom Turning & Custom Base Kits**

303-CSK1 COUNTRY SHERATON COFFEE TABLE BASE KIT WITH STRETCHER

ASSEMBLED BASE SIZE 18 3/4" x 32 3/4" x 18" SUGGESTED TOP SIZE 24 3/4" x 38 3/4"
Cherry 217.50 | Soft Maple 172.95

303-CSK2 COUNTRY SHERATON COFFEE TABLE BASE KIT WITH STRETCHER

ASSEMBLED BASE SIZE 32 3/4" x 32 3/4" x 18" SUGGESTED TOP SIZE 38 3/4" x 38 3/4"
Cherry 249.50 | Soft Maple 195.95



Get Aprons & Stretcher Stock at **tablelegs.com**

2 1/4"



303-CS COUNTRY SHERATON TAVERN COFFEE LEG

Cherry 16.95
Soft Maple 15.50
Red Oak 16.95
White Pine 14.50
Alder 16.95
Af Mahog 40.95
Walnut 40.95

2 3/4"



303-C COUNTRY SHERATON COFFEE LEG

Cherry 20.50
Soft Maple 16.95
Red Oak 20.50
White Oak 20.50
White Pine 15.50
Alder 20.50
Af Mahog 40.50
Walnut 40.95

3 1/2"



303-CXL FARMHOUSE COFFEE LEG

Cherry 38.50
Soft Maple 28.50
Red Oak 34.50
White Oak 34.50
White Pine 20.50
Alder 38.50
Af Mahog 50.95
Walnut 55.50

3 1/2"



303-CXLF FLUTED FARMHOUSE COFFEE LEG

Cherry 60.50
Soft Maple 50.50
Red Oak 56.50
White Oak 56.50
White Pine 42.50
Alder 60.50
Af Mahog 72.95
Walnut 77.50

3 1/2"



303-CXLS SPIRAL FARMHOUSE COFFEE LEG

Cherry 60.50
Soft Maple 50.50
Red Oak 56.50
White Oak 56.50
White Pine 42.50
Alder 60.50
Af Mahog 72.95
Walnut 77.50

2 3/4"



303-CF FLUTED COUNTRY SHERATON COFFEE LEG

Cherry 42.50
Soft Maple 38.95
Red Oak 42.50
White Oak 42.50
White Pine 37.50
Alder 42.50
Af Mahog 62.50
Walnut 62.95

2 1/4"



303-CSF FLUTED COUNTRY SHERATON COFFEE LEG

Cherry 38.95
Soft Maple 37.50
Red Oak 38.95
White Pine 36.50
Alder 38.95
Af Mahog 62.95
Walnut 62.95



English Tavern Table Base Kit

The ultimate tavern base kit!

Create an heirloom that generations will enjoy. All the complex joinery is pre-cut, saving you hours of labor.

This base kit comes with four mortised $2\frac{3}{4}$ " 303-SB legs, four aprons with tenons and a three piece H-stretcher. Both the stretcher and the aprons feature a subtle bead detail just like a fine old antique would have. With the addition of drawers in the apron this piece makes a handsome desk. Includes assembly instructions and top-mounting screws. Top not included.



303-SBK Base Kit,
antique paint finish,
custom pine top.
Top not included.



303-SBK1

ENGLISH TAVERN TABLE BASE KIT SEATS SIX

ASSEMBLED BASE SIZE $30\frac{1}{2}$ " X $49\frac{1}{2}$ "

SUGGESTED TOP SIZE APPROX.

$36\frac{1}{2}$ " W, 62" TO 76"

Cherry 416.00 | Soft Maple 287.00

303-SBK2*

ENGLISH TAVERN BASE KIT SEATS EIGHT-TEN

ASSEMBLED BASE SIZE 32" X $75\frac{1}{2}$ "

SUGGESTED TOP SIZE APPROX.

41" W, 83" TO 102"

Cherry 509.95 | Soft Maple 344.95

* OVERSIZE, 12.50 ADDITIONAL SHIPPING

English Tavern Table Legs

These handsome legs feature a stretcher block just above the foot. This is for adding an H, box or shelf stretcher to your project.

**Build your own with
Aprons & Stretcher Stock**



FROM **tablelegs.com**

$2\frac{3}{4}$ "



303-SBF FLUTED ENGLISH TAVERN LEG

Cherry 65.50
Soft Maple 50.50
Red Oak 57.95
White Oak 57.95
White Pine 41.95
Alder 65.50
Af Mahog 77.95
Walnut 77.95
Tgr Mpl 76.95

$3\frac{1}{2}$ "



303-SBXLF FLUTED LG ENGLISH TAVERN TABLE LEG

Cherry 91.95
Soft Maple 62.95
Red Oak 72.95
White Oak 72.95
White Pine 60.50
Alder 91.95
Af Mahog 91.95
Walnut 113.50

$4\frac{1}{2}$ "



303-SB2XF FLUTED EX-LG ENGLISH TAVERN TABLE LEG

Cherry 144.50
Soft Maple 136.95
Red Oak 121.95
White Oak 121.95
White Pine 87.50
Alder 144.50
Af Mahog 134.50
Walnut 174.50

$4\frac{1}{2}$ "



303-SB2X EX-LARGE ENGLISH TAVERN TABLE LEG

Cherry 122.50
Soft Maple 114.95
Red Oak 99.95
White Oak 99.95
White Pine 65.50
Alder 122.50
Af Mahog 112.50
Walnut 152.50

$3\frac{1}{2}$ "



303-SBXL LARGE ENGLISH TAVERN TABLE LEG

Cherry 69.95
Soft Maple 40.95
Red Oak 50.95
White Oak 50.95
White Pine 38.50
Alder 69.95
Af Mahog 69.95
Walnut 91.50

$2\frac{3}{4}$ "



303-SB ENGLISH TAVERN LEG

Cherry 43.50
Soft Maple 28.50
Red Oak 35.95
White Oak 35.95
White Pine 19.95
Alder 39.95
Af Mahog 55.95
Walnut 55.95
Tgr Mpl 54.95

Sheraton Hall Table Base Kit

This kit comes in two lengths to match your need for a hall or sofa table. It includes four mortised 2 1/8" 303-D legs, four aprons with beaded edge detail, assembly instructions and top mounting screws. Top not included.



303-SK Base Kit with custom top in cherry. Oil finish. Top not included.

303-SK1 SHERATON HALL TABLE BASE KIT

ASSEMBLED BASE SIZE 14 1/4" x 34 1/4"
SUGGESTED TOP SIZE APPROX. 18" x 38"

Cherry 198.95 | Soft Maple 156.95 | Red Oak 169.95

303-SK2 SHERATON HALL TABLE BASE KIT

ASSEMBLED BASE SIZE 14 1/4" x 39 1/4"
SUGGESTED TOP SIZE APPROX. 18" x 47"

Cherry 214.95 | Soft Maple 164.95 | Red Oak 178.50

Round Country Dining Table Base Kit

A unique curved notch is coped into the top of each 2 3/4" 303-L leg to support the solid, unlaminated steam-bent aprons. Two predrilled apron joiner cleats, top mounting screws and assembly instructions included. Top not included.



303-LCK Base Kit with custom top in cherry. Top not included.

303-LCK1* ROUND COUNTRY

DINING TABLE BASE KIT SEATS FOUR.
ASSEMBLED BASE SIZE 30" DIA., 29"H
SUGGESTED TOP SIZE APPROX. 38" DIA.

Cherry 376.50 | Soft Maple 281.50
Red Oak 309.50

303-LCK2* ROUND COUNTRY

DINING TABLE BASE KIT SEATS FIVE.
ASSEMBLED BASE SIZE 36" DIA., 29"H
SUGGESTED TOP SIZE APPROX. 44" DIA.

Cherry 396.50 | Soft Maple 292.50
Red Oak 321.50

303-LCK3* ROUND COUNTRY

DINING TABLE BASE KIT SEATS FIVE.
ASSEMBLED BASE SIZE 39" DIA., 29"H
SUGGESTED TOP SIZE APPROX. 48" DIA.

Cherry 403.50 | Soft Maple 300.50
Red Oak 326.50

303-LCK4* ROUND COUNTRY

DINING TABLE BASE KIT SEATS SIX.
ASSEMBLED BASE SIZE 46" DIA., 29"H
SUGGESTED TOP SIZE APPROX. 54" DIA.

Cherry 427.50 | Soft Maple 320.50
Red Oak 342.50

*OVERSIZE, 12.50 ADDITIONAL SHIPPING

Hall & End Stand Legs

1 1/2"



304-S TOTAL HEIGHT 29"

304-S SHERATON HALL LEG

Cherry 14.95
Soft Maple 12.95
Red Oak 14.95
Alder 14.95
Af Mahog 34.50
Walnut 34.95

1 1/2"



304-E TOTAL HEIGHT 26"

304-E SHERATON END STAND LEG

Cherry 14.50
Soft Maple 12.50
Red Oak 14.50
Alder 14.50
Af Mahog 34.50
Walnut 34.95

1 1/2"



202-E TOTAL HEIGHT 26"

202-E SHAKER END STAND LEG

Cherry 14.50
Soft Maple 12.95
Red Oak 15.50
Alder 14.50
Af Mahog 34.50
Walnut 34.95

2 3/4"



303-ELF TOTAL HEIGHT 25"

303-ELF FLUTED FARMHOUSE END STAND LEG

Cherry 65.50
Soft Maple 48.50
Red Oak 57.95
White Oak 57.95
White Pine 41.95
Alder 65.50
Af Mahog 77.50
Walnut 77.95

2 1/4"



303-SBEF TOTAL HEIGHT 23 3/4"

303-SBEF FLUTED TAVERN END STAND LEG

Cherry 65.50
Soft Maple 48.50
Red Oak 57.95
White Pine 41.95
Alder 65.50
Af Mahog 77.95
Walnut 77.95

2 1/4"



303-SBE TOTAL HEIGHT 23 3/4"

303-SBE TAVERN END STAND LEG

Cherry 43.50
Soft Maple 26.50
Red Oak 35.95
White Pine 19.95
Alder 43.50
Af Mahog 55.95
Walnut 55.95

2 3/4"



303-EL TOTAL HEIGHT 25"

303-EL FARMHOUSE END STAND LEG

Cherry 43.50
Soft Maple 26.50
Red Oak 35.95
White Oak 35.95
White Pine 19.95
Alder 43.50
Af Mahog 55.50
Walnut 55.95

1 7/8"



303-E TOTAL HEIGHT 26"

303-E COUNTRY SHERATON END STAND LEG

Cherry 14.95
Soft Maple 12.95
Red Oak 14.50
Alder 14.95
Af Mahog 34.50
Walnut 34.95



201-LK Base Kit with custom cherry top. Antique milk paint finish. Top not included.

Hepplewhite Dining Table Base Kit

This base features long tapering 2 1/4" 201-D29 legs for a light footprint that will grace a variety of settings. Includes four fully mortised legs, four tenoned aprons with the beaded edge detail, table top mounting screws and assembly instructions. Top not included.

201-LK1 HEPPLEWHITE DINING TABLE BASE KIT SEATS SIX
ASSEMBLED BASE SIZE 29 1/2" x 48 1/2" SUGGESTED TOP SIZE APPROX. 38" x 58"
Cherry 250.50 | Soft Maple 184.95 | Red Oak 199.50 | White Pine 176.95

201-LK2* HEPPLEWHITE DINING TABLE BASE KIT SEATS EIGHT
ASSEMBLED BASE SIZE 29 1/2" x 70 1/2" SUGGESTED TOP SIZE APPROX. 38" x 80"
Cherry 280.50 | Soft Maple 204.95 | Red Oak 214.50 | White Pine 197.50

201-LK3 HEPPLEWHITE DINING TABLE BASE KIT SEATS SIX
ASSEMBLED BASE SIZE 34 1/2" x 48 1/2" SUGGESTED TOP SIZE APPROX. 42" x 58"
Cherry 256.95 | Soft Maple 188.95 | Red Oak 204.95 | White Pine 178.95

201-LK4* HEPPLEWHITE DINING TABLE BASE KIT SEATS EIGHT
ASSEMBLED BASE SIZE 34 1/2" x 70 1/2" SUGGESTED TOP SIZE APPROX. 42" x 80"
Cherry 286.95 | Soft Maple 208.95 | Red Oak 221.95 | White Pine 197.50

*OVERSIZE, 12.50 ADDITIONAL SHIPPING

For a complete selection of two & four-side tapered legs, see pages 20 - 23. Matching bun feet on page 48.



201-SK Base Kit with custom top in maple. Oil finish. Top not included.

Round Durham Dining Table Base Kit

The 2 1/4" 204-A29 legs with a four-side taper give this base a distinctive lift. It's easy to assemble and really rugged owing to the unique curved notch that's coped into the top of each leg. This notch supports the solid, unlaminated steam-bent aprons. Two predrilled apron joiner cleats, top mounting screws and assembly instructions included. Top not included.

204-LCK1* ROUND DURHAM DINING TABLE BASE KIT SEATS FOUR
ASSEMBLED BASE SIZE 30" DIA., 28 1/2" H SUGGESTED TOP SIZE APPROX. 38" DIA.
Cherry 364.95 | Soft Maple 281.50 | Red Oak 299.50

204-LCK2* ROUND DURHAM DINING TABLE BASE KIT SEATS FIVE
ASSEMBLED BASE SIZE 36" DIA., 28 1/2" H SUGGESTED TOP SIZE APPROX. 44" DIA.
Cherry 384.50 | Soft Maple 292.50 | Red Oak 311.50

204-LCK3* ROUND DURHAM DINING TABLE BASE KIT SEATS FIVE
ASSEMBLED BASE SIZE 39" DIA., 28 1/2" H SUGGESTED TOP SIZE APPROX. 48" DIA.
Cherry 391.50 | Soft Maple 300.50 | Red Oak 316.50

204-LCK4* ROUND DURHAM DINING TABLE BASE KIT SEATS SIX
ASSEMBLED BASE SIZE 46" DIA., 28 1/2" H SUGGESTED TOP SIZE APPROX. 54" DIA.
Cherry 415.50 | Soft Maple 320.50 | Red Oak 332.50

*OVERSIZE, 12.50 ADDITIONAL SHIPPING

Hepplewhite Hall Table Base Kit

Graceful lift in a narrow size. The base kit that's perfect for hallway and sofa locations. Choose from three lengths to match your needs. Includes four mortised 1 3/4" 201-C29 legs, four tenoned aprons with bead detail, top mounting screws and instructions. Top not included.

201-SK1 HEPPLEWHITE HALL TABLE BASE KIT
ASSEMBLED BASE SIZE 13 1/2" x 33 1/2" x 29" SUGGESTED TOP SIZE 18" x 38"
Cherry 166.95 | Soft Maple 138.95

201-SK2 HEPPLEWHITE HALL TABLE BASE KIT
ASSEMBLED BASE SIZE 13 1/2" x 38 1/2" x 29" SUGGESTED TOP SIZE 18" x 47"
Cherry 183.95 | Soft Maple 152.95

201-SK3 HEPPLEWHITE HALL TABLE BASE KIT
ASSEMBLED BASE SIZE 13 1/2" x 47 1/2" x 29" SUGGESTED TOP SIZE 18" x 52"
Cherry 183.95 | Soft Maple 148.95

Cabriole Legs and Dining Table Base Kit

These premium-quality legs are carved from solid squares except for pine which are carved from laminated squares.



102-DXK
Cabriole Dining Table Base Kits available at **tablelegs.com**

2 1/4"



102-EX
CABRIOLE HIGHBOY LEG

Soft Maple 66.50

1 3/4"



102-E
CABRIOLE END STAND LEG

Cherry 50.95
Soft Maple 37.50

1 7/8"



102-D
CABRIOLE DINING LEG

Cherry 49.50
Soft Maple 35.50

2 5/8"



102-DX
COUNTRY CABRIOLE DINING LEG

Cherry 78.50 | Maple 47.95
White Pine 44.50

2 1/4"



102-CX
LARGE CABRIOLE COFFEE LEG

Cherry 48.50 | Maple 37.50
White Pine 28.50

1 3/4"



102-C
CABRIOLE COFFEE LEG

Cherry 29.95
Soft Maple 25.50

William & Mary Legs and Table Base Kit



1 7/8"



505-C WILLIAM & MARY COFFEE LEG

Cherry 14.95
Soft Maple 13.95
Red Oak 18.95
Alder 14.95
Af Mahog 34.50
Walnut 34.95

1 7/8"



505-S WILLIAM & MARY SERVER LEG

Cherry 28.50
Soft Maple 22.95
Red Oak 21.95
Alder 28.50
Af Mahog 50.95
Walnut 50.95

1 7/8"



505-E WILLIAM & MARY END STAND LEG

Cherry 18.50
Soft Maple 15.50
Red Oak 20.50
Alder 18.50
Af Mahog 34.50
Walnut 34.50

NEW!

3 1/2"



505-XL EX-LG WILLIAM & MARY LEG

Cherry 69.95
Soft Maple 40.95
Red Oak 50.95
White Oak 50.95
White Pine 38.50
Alder 69.95
Af Mahog 69.95
Walnut 91.50

1 7/8"



505-D WILLIAM & MARY DINING LEG

Cherry 22.95
Soft Maple 17.50
Red Oak 21.95
Alder 22.95
Af Mahog 34.50
Walnut 34.95

2 1/4"



505-L LG WM & MARY DINING LEG

Cherry 30.95
Soft Maple 22.95
Red Oak 25.50
Wh Pine 20.50
Alder 30.95
Af Mahog 34.50
Walnut 39.95
Tgr Mpl 37.50

505-LK William & Mary Tavern Table base kits available at **tablelegs.com**




*The largest selection of period-style
Queen Anne legs in the business!*

*From 8" sofa legs to 36" highboy legs, Classic Designs
offers a choice for every application.*



100-C
**PADFOOT COFFEE
AND CHAIR LEG**
Cherry 44.50
Soft Maple 37.50
Tgr Mpl 53.95
Walnut 53.95



100-B
BANDY LEG
Cherry 32.50
Soft Maple 27.50
Tgr Mpl 34.50



110-BC
UPHOLSTERY/CABINET
Cherry 47.95
Soft Maple 45.50
Red Oak 45.95



100-CBC
**BALL AND CLAW
COFFEE AND
CHAIR LEG**
Cherry 57.95
Soft Maple 47.50



101-C
**TURNUED QUEEN
ANNE COFFEE LEG**
Cherry 19.95
Soft Maple 18.95



101-D
**TURNUED QUEEN
ANNE DINING LEG**
Cherry 28.50
Soft Maple 24.50
Walnut 35.95



100-S36
SERVER LEG
Cherry 69.95
Soft Maple 60.95
Red Oak 64.95
Walnut 91.50



100-H36
HIGHBOY LEG
Cherry 89.95
Tgr Mpl 111.95



100-C36
DESK LEG
Cherry 75.95



100-P36
CHEST POST LEG
Cherry 77.50
Soft Maple 54.95



**Pedestal
Dining Table
Base Kit**

This pedestal base is versatile enough for occasional dining tables with tilt or fixed tops. Each snake-foot leg is turned from solid stock and features pre-installed hardware for a rugged mechanical attachment to the central pedestal. The pedestal is turned from a 4" square lamination for dimensional stability. Includes top mounting cleat and assembly instructions. Top not included.

451-PBK PEDESTAL DINING TABLE BASE KIT SEATS FOUR
ASSEMBLED BASE SIZE 28" H x 32" BASE DIA. SUGGESTED TOP DIAMETER APPROX. 42"
Cherry 324.50

451-PBK Base Kit
with custom top.
Top not included.

Your products are the best & have helped us extend the life of these antiques. **Many thanks for the outstanding quality of your products!**

K DEAN, DESTIN CUSTOM TRIM, DESTIN, FL

Carved and Turned Queen Anne Legs



100-EBC
BALL AND CLAW
END STAND LEG
Cherry 73.95
Soft Maple 63.95



100-E
PADFOOT END
STAND LEG
Cherry 47.50
Tgr Mpl 49.95



101-E
TURNED
QUEEN ANNE
END TABLE LEG
Cherry 22.50
Soft Maple 20.50
Tgr Mpl 29.95



100-D
PAD FOOT DINING LEG
Cherry 65.95
Soft Maple 55.95
Red Oak 60.95
Tgr Mpl 86.95
Walnut 81.95



450-PBK Base Kit
with custom tiger
maple top. Top
not included.

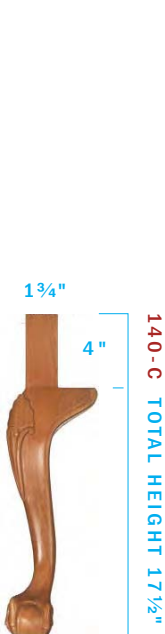


Candle Stand Base Kit

A classic single vase turning combined with three snake feet to make a gorgeous end stand or bedside table.

Pedestal is tenoned to fit the top mounting cleat (included). The legs also slide into place and secure in a jiffy. Just add glue! Top not included.

450-PBK CANDLE STAND BASE KIT
ASSEMBLED BASE SIZE 25 1/2" H x 22" BASE DIA.
SUGGESTED TOP DIAMETER APPROX. 21"
Cherry 167.95 | Soft Maple 154.95



140-C
CHIPPENDALE
CARVED KNEE
COFFEE/CHAIR LEG
Cherry 86.50
Soft Maple 75.95



140-E
CHIPPENDALE
CARVED KNEE
HIGHBOY LEG
Cherry 106.95
Soft Maple 86.95



140-D
CHIPPENDALE CARVED
KNEE DINING LEG
Cherry 99.95
Soft Maple 85.50



103-D
PAD FOOT DINING
LEG WITH KNEE
BRACKET
Cherry 83.95
Soft Maple 68.95
Walnut 89.95



100-DBC
BALL AND CLAW
DINING LEG
Cherry 75.95
Soft Maple 65.50
Walnut 86.95



101-L
LARGE TURNED
QUEEN ANNE
DINING LEG
Cherry 38.50
Soft Maple 29.95
Tgr Mpl 45.50
Walnut 39.95

NEW! Stair Parts

Newel Posts and Balusters

Nice Newels.
Beautiful Balusters.
Custom options, too!

Need a replacement part?

For newels and balusters that match your existing stairs, or to modify dimensions of these designs, call **800.843.7405** with your special requests or click on

Custom Wood Turning at

tablelegs.com



90644

NEWEL POST 644

90648

NEWEL POST 648

90544

NEWEL POST 544

90548

NEWEL POST 548

90238

BALUSTER 238

90138

BALUSTER 138

90338


BALUSTER 338

90438

BALUSTER 438

PART NO.	Newel Posts	Height	Width	Top Block	Bottom Post	Cherry	Soft Maple	Red Oak	White Oak	Alder	African Mahog	Walnut
90644	Newel Post 644	44	4 1/2	5	14	164.50	146.95	142.95	142.95	164.50	177.50	206.95
90648	Newel Post 648	48			18	175.95	156.95	152.95	152.95	175.95	189.95	216.95
90544	Newel Post 544	44	3 1/2	6 1/2	14	122.50	83.50	95.50	103.50	122.50	122.95	146.95
90548	Newel Post 548	48			18	135.95	98.95	110.95	123.95	135.95	135.95	152.50

**ALL PARTS
UNFINISHED**



PART NO.	Balusters	Height with 1/2" Tenon	Width	Top Section	Bottom Post	Cherry	Soft Maple	Red Oak	White Oak	Alder	African Mahog	Walnut
90234	Baluster 234	34	1 3/4"	5	5 1/2"	17.50	14.95	16.50	20.50	19.50	26.95	28.50
90236	Baluster 236	36			7 1/2"	17.50	14.95	16.50	20.95	19.50	27.95	28.95
90238	Baluster 238	38			9 1/2"	17.95	14.95	16.95	21.50	19.95	28.50	29.95
90242	Baluster 242	42			13 1/2"	18.50	15.50	17.50	22.50	20.95	29.95	31.95
90134	Baluster 134	34	1 3/4"	5	5 1/2"	17.50	14.95	16.50	20.50	19.50	26.95	28.50
90136	Baluster 136	36			7 1/2"	17.50	14.95	16.50	20.95	19.50	27.95	28.95
90138	Baluster 138	38			9 1/2"	17.95	15.50	16.95	21.50	19.95	28.50	29.95
90142	Baluster 142	42			13 1/2"	18.50	15.50	17.50	22.50	20.95	29.95	31.95
90334	Baluster 334	34	1 5/8"	5 1/4"	5 1/2"	19.50	16.50	18.50	22.95	21.50	29.95	30.95
90336	Baluster 336	36			7 1/2"	19.95	17.50	18.95	23.50	22.50	29.95	32.50
90338	Baluster 338	38			9 1/2"	20.95	17.95	19.95	24.95	23.50	31.95	33.50
90342	Baluster 342	42			13 1/2"	22.50	19.50	21.50	26.95	24.95	34.95	36.50
90434	Baluster 434	34	1 5/8"	5	5 1/2"	19.50	16.50	18.50	22.95	21.50	28.95	30.95
90436	Baluster 436	36			7 1/2"	19.95	17.50	18.95	23.95	22.50	29.95	31.95
90438	Baluster 438	38			9 1/2"	20.95	17.95	19.95	24.95	23.50	31.95	33.50
90442	Baluster 442	42			13 1/2"	22.50	19.50	21.50	26.95	24.95	34.50	36.50

Milling Services

Save Time & Money with Milling Services

Save valuable shop time!

Add value to your parts with labor-saving milling services from Classic Designs.

• Rule out the risk of costly errors!

Put the risk on us. Please call our expert staff for easy ordering. Allow extra lead time for milling services. Guaranteed to be correct! Milled parts are not returnable.

- Splits
- Quarters
- V Notching
- Stop Notching
- Mortising
- Tenoning
- Cross Cuts
- Custom Turning



Mortising & Tenoning

Mortise and tenon joinery is strong and durable. It can also be time consuming. We can help with precision-cut mortises and matching tenons. We will cut tenons on both our 4" apron stock and the 6" apron stock. For all kinds of dimensional details about the mortise and tenons we mill, please visit tablelegs.com.

MORTISING:

M4008

5.95/LEG (FOR 4" APRONS)

M6008

9.00/LEG (FOR 6" APRONS)

M2008

2.50/LEG (LOWER STRETCHER BLOCK MORTISE)

TENONING: T008

3.95/APRON

Sorry, we don't mortise these legs: 100-B, 110-BC, 103-D, 140-C, 140-D, 140-E, 304-S, 304-E

Notching

Transform cabinetry into furniture with Notching!

Just measure from the bottom of the leg to where the notch ends and specify to the nearest 1/16". We'll do the rest!

CN008 (LEFT)

V STOP NOTCHING

19.50/LEG

CV008 (RIGHT)

V NOTCHING

YIELDS A THREE-QUARTER PIECE

14.50/LEG

Cross Cuts

CA008 LENGTHS

APRONS OR MOULDINGS 2.50/PIECE

CL008 LENGTHS

LEGS OR COLUMNS 7.50/PIECE

CN008

V Stop Notched (left)

303-SBXL36
Farmhouse Leg
p. 16

CV008

Notched (right)

505-36 Vase
Turned Column
p. 4

Splits & Quarters



We can precision-rip any leg or column as long as it has a central axis. This excludes cabriole, Queen Anne and Hepplewhite products. You buy the entire part, we cut it to your specification.

CS008 SPLITTING

YIELDS TWO EQUAL HALVES

14.50/LEG

CQ008 QUARTERING

(PLEASE SPECIFY EITHER FOUR QUARTERS OR ONE HALF AND TWO QUARTERS)

18.50/LEG

More Services at tablelegs.com



- Split Stop Notching
- Shelf Notching
- Custom Milling
- Asymmetrical Notching
- Round Notching
- Rounding
- 1/4 Rounding
- 3/4 Rounding

Woodturnings *the way you want them!*

Need Custom Turning? *It's Easy!*

- Send us your old, broken parts.
- Send us your own design or the whims of your client.
- Send us a drawing file, photograph, or a sketch on a napkin.

If you need design help, for just \$85 we will interpret your drawings, pictures or parts to create a 3-D drawing for your approval.

And we'll deliver the parts you need – in any wood species.

- No Quantity Minimums
- Affordable Prices
- Quick Turnarounds

Call 800.843.7405 to talk with our expert staff or go to tablelegs.com, click on the CUSTOM TURNING tab to request a quote online for custom turning or to modify a standard design.

**Modify
Any Leg
Just \$49
set up**

Get our standard designs modified to your needs.

Perfect for longer posts, adjusting lengths, widths and more.

Only \$49 extra for set up and we'll get you what you need – quick!

Choose from up to eight wood species.

Standard 36" Kent Kitchen Island Leg 304-B36 with a 5" top post, left.

The same leg modified for a vanity with a 23" top post, right.



Custom Base Kits

Start with over 100 stock kits at tablelegs.com

- Change leg styles.
- Change base dimensions.
- The possibilities are endless!

For design help, just call 800-843-7405. Our expert staff will help design your custom kit and quote you a price right over the phone!

It's that simple!

***Get exactly what you want,
in the size you need!***



See this custom base kit assembled!



Go to tablelegs.com
Click on **FREE Plans & Woodworking Articles** and while you're there, sign up for our informative **e.Letter**.

Six-Legged Farm Table from a custom base kit. Finished table shown with oiled pine top and painted base. Maple French Farm Legs 700-L on page 25.

Classic Components

Hardwood Corner Brace Kits



Wooden corner brace kits require less machining to install than the alternatives. They are also really rugged. Use with glue for a permanent base, or without for a knock-down, easy-to-move base.

Kits include four hardwood braces, mounting hardware and installation instructions.

Note: If you plan to use a stone top on a dining-height base, we suggest using **both** the mortise & tenon joinery option **and** a corner brace kit for increased strength & rigidity.

Standard Corner Brace Kit

Joins aprons to 2 $\frac{3}{4}$ " or smaller legs.

509CB STANDARD CORNER BRACE KIT $\frac{7}{8}$ " THICK, x 5 $\frac{1}{2}$ " L x 3 $\frac{1}{2}$ " W
24.95 (Kit includes four braces)

Large Corner Brace Kit

Sized for legs with 3 $\frac{1}{2}$ " posts.

509CBX LARGE CORNER BRACE KIT $\frac{7}{8}$ " THICK, x 7" L x 3 $\frac{1}{2}$ " W
25.50 (Kit includes four braces)

Extra-Large Corner Brace Kit

Sized for legs with 4 $\frac{1}{2}$ " posts.

509CB2X EX-LARGE CORNER BRACE KIT $\frac{7}{8}$ " THICK, x 9 $\frac{1}{8}$ " L x 3 $\frac{1}{2}$ " W
28.95 (Kit includes four braces)



Visit tablelegs.com
for **MORE**
Aprons & Stretcher Stock

Steam bent components from solid unlaminated hardwood, l to r: apron joiner cleat, and curved aprons.

Round Table Aprons

Now it's easy to build your own round table! These aprons are steam bent from solid unlaminated stock that's sanded and ready to finish. Each apron is pre-drilled with pocket holes for top mounting screws, and includes mounting screws for tops $\frac{3}{4}$ " and thicker. Aprons are priced per each half-round apron. Apron Joiner Cleats are essential for butt joining two round aprons to make a circular table base. Use two cleats per base in the same diameter as your apron stock. Cleats sold in pairs, in maple, pre-drilled, with mounting screws. Please be aware that you may find some variation in diameter of your aprons because they "come and go" a bit with changes in humidity. Once they are hitched together or to your top, they stabilize beautifully.

A546* PRICE PER EACH HALF-ROUND APRON FINISHED SIZE $\frac{7}{8}$ " THICK, 3 $\frac{5}{8}$ " W, 46" DIA.

Cherry 93.95 | Soft Maple 70.50 | Red Oak 66.50

A546-C JOINER CLEATS (2) FOR A546 APRONS Soft Maple 12.95

A539* PRICE PER EACH HALF-ROUND APRON FINISHED SIZE $\frac{7}{8}$ " THICK, 3 $\frac{5}{8}$ " W, 39" DIA.

Cherry 81.95 | Soft Maple 60.50 | Red Oak 58.50

A539-C JOINER CLEATS (2) FOR A539 APRONS Soft Maple 12.50

A536* PRICE PER EACH HALF-ROUND APRON FINISHED SIZE $\frac{7}{8}$ " THICK, 3 $\frac{5}{8}$ " W, 36" DIA.

Cherry 78.50 | Soft Maple 56.50 | Red Oak 55.95


A536-C JOINER CLEATS (2) FOR A536 APRONS Soft Maple 12.50

A530* PRICE PER EACH HALF-ROUND APRON FINISHED SIZE $\frac{7}{8}$ " THICK, 3 $\frac{5}{8}$ " W, 29 $\frac{5}{8}$ " DIA.

Cherry 68.50 | Soft Maple 50.95 | Red Oak 49.95

A530-C JOINER CLEATS (2) FOR A530 APRONS Soft Maple 12.50

* OVERSIZE, 6.25 ADDITIONAL SHIPPING



Standard slides (top and center)
Equalizer (bottom)

Hardwood Table Slides

Standard slides are for four-legged tables. As you open your table to add leaves, these slides automatically bow up to counter the natural tendency of the table to sag in the middle.

Equalizer slides are geared for pedestal base tables. The gear causes them to open in both directions at the same time balancing the weight evenly. They also have a built-in camber to counteract the tendency to sag when extended.

Slides are provided with square drive mounting screws for easy assembly.

For rigidity, you want to choose the longest slides that will fit within the confines of your table base. Please refer to the "closed/opens" charts below when selecting your slide. **Example: The 51026 standard slide has a closed dimension of 26" long, and opens an additional 26".**

Standard Table Slide

51026 35.50 PRICE PER PAIR

51040 45.95 PRICE PER PAIR

51052* 62.95 PRICE PER PAIR

51152 56.50 PRICE PER PAIR

closed / opens

51026: 26"/26" 51040: 40"/40"

51052: 52"/52" 51152: 26"/52"

Equalizer Table Slide

51226 43.50 PRICE PER PAIR

51252* 76.50 PRICE PER PAIR

closed / opens

512-26: 26"/25 $\frac{3}{4}$ "


512-52: 52"/51"

* OVERSIZE, 12.50 ADDITIONAL SHIPPING.

Cabinet Onlay Moulding

A fast and easy way to dress up cabinets. End half-section is 9½" tall, but you can trim (or remove) the block from the spool turning. The easy-to-trim M507 half-moulding is sold in 24", 48", 72", and 96" lengths. Available smooth and fluted.

NEW!



Fluted Onlay Moulding

Fluting Detail



M507-24F

FLUTED 24" CABINET ON-LAY MOULDING
1½" WIDE
PRICE PER PIECE
Cherry 10.50
Soft Maple 9.95
Red Oak 9.95

M507-48F

FLUTED 48" CABINET ON-LAY MOULDING
1½" WIDE
PRICE PER PIECE
Cherry 19.95
Soft Maple 19.95
Red Oak 19.95

M507-72F*

FLUTED 72" CABINET ON-LAY MOULDING
1½" WIDE
PRICE PER PIECE
Cherry 30.50 | Soft Maple 29.50
Red Oak 29.50

M507-96F*


FLUTED 96" CABINET ON-LAY MOULDING
1½" WIDE
PRICE PER PIECE
Cherry 40.95 | Soft Maple 38.50
Red Oak 38.50

Cabinet Onlay End Moulding

Base depth projects 1" from cabinet face.

507-B

CABINET ONLAY END MOULDING
PRICE PER EACH HALF
Cherry 7.50
Soft Maple 7.50
Red Oak 7.50



1 ½"



M507-24" / 48" / 72" / 96"

M507-24

24" CABINET ON-LAY MOULDING
1½" WIDE
PRICE PER PIECE
Cherry 7.50
Soft Maple 6.95
Red Oak 6.95

M507-48

48" CABINET ON-LAY MOULDING
1½" WIDE
PRICE PER PIECE
Cherry 13.95
Soft Maple 13.50
Red Oak 13.50

M507-72*

72" CABINET ON-LAY MOULDING
1½" WIDE
PRICE PER PIECE
Cherry 20.50 | Soft Maple 19.95
Red Oak 19.95

M507-96*

96" CABINET ON-LAY MOULDING
1½" WIDE
PRICE PER PIECE
Cherry 27.50 | Soft Maple 25.50
Red Oak 25.50

Visit tablelegs.com for

- Bead Moulding
- Square Peg Kits

* OVERSIZE, 12.50 ADDITIONAL SHIPPING. TO AVOID OVERSIZE FEE, CUT LENGTH SHORTER THAN 50". SEE CUSTOM CUTTING ON PAGE 38.



Ogee Foot Stock

Create your own bracket feet from this carved, true ogee moulding.

M480-40

1½" THICK x 4½" H x 40"
Cherry 39.95 | Soft Maple 25.50
Red Oak 35.50 | Walnut 40.50



See p. 45 for Ogee Bracket Feet

Ogee Trim Moulding

M482-72*

¾" THICK x 1" H x 72"
Cherry 18.95 | Soft Maple 18.50
Red Oak 18.50 | White Pine 17.50
Alder 18.95 | Af Mahog 18.95 | Walnut 18.95

M482-48

¾" THICK x 1" H x 48"
Cherry 13.50 | Soft Maple 12.50
Red Oak 12.50 | White Pine 11.95
Alder 13.50 | Af Mahog 13.50 | Walnut 13.50

M482-24

¾" THICK x 1" H x 24"
Cherry 6.95 | Soft Maple 6.50
Red Oak 6.50 | White Pine 6.50
Alder 6.95 | Af Mahog 6.95 | Walnut 6.95

Cove Trim Moulding

M760-72* ¾" THICK x 1" H x 72"

Cherry 18.95 | Soft Maple 18.50
Red Oak 18.50 | White Pine 17.50
Alder 18.95 | Af Mahog 18.95 | Walnut 18.95

M760-48 ¾" THICK x 1" H x 48"

Cherry 13.50 | Soft Maple 12.50
Red Oak 12.50 | White Pine 11.95
Alder 13.50 | Af Mahog 13.50 | Walnut 13.50

M760-24 ¾" THICK x 1" H x 24"

Cherry 6.95 | Soft Maple 6.50
Red Oak 6.50 | White Pine 6.50
Alder 6.95 | Af Mahog 6.95 | Walnut 6.95

See more online **tablelegs.com**



Cabinet Hardware

- HINGES
- PULLS
- KNOBS
- LATCHES

Mackintosh
Drop Pull
\$23.50



Arts & Crafts Pull
\$9.85

Sheraton Bead Knob
\$6.50



Base Kits for Tables & Vanities

Easy to
assemble!

- More Styles
- More Sizes



Turning Squares

Kiln-dried, precision-end
trimmed squares.

Ready to ship
for your
next turning
project.

OVER
30
SIZES



Visit our homepage for links
to these products & more!



Bedposts & Finials

Canonball Bedpost
940-C.PINE \$86.50



NEW! Modular Columns



Sunray Corbels

K57B.Maple \$54.95



Display Sets



Increase sales with Display Sets
customized just for you!

Money-Back Guarantee

Your satisfaction is important to us and we stand behind the quality of our products. If for any reason, you are not delighted and completely satisfied with how effortless Classic Designs by Matthew Burak makes furniture making, simply return your purchase within 30 days for a complete refund of your purchase price.

FREE Plans and Woodworking Articles

online at
tablelegs.com



Volume Discounts! Get 10% Off hardware orders over \$250
Get 15% Off hardware orders over \$450

No Quantity Minimums. Mix & Match Knobs, Hinges, Pulls, etc.

Hardware

Hinges

Non-Mortise Hinges

Our most popular hinge!

Vastly superior to cheaper stamped hinges. Each extruded brass hinge is machined to precision tolerances. Thicker and stronger than rolled hinges.

Easy installation. Installs like a full mortise hinge but no mortising is required.

Leaves almost no gap between door and frame because one leaf is set inside the other.

Choose flat, ball or finial tipped in seven finishes, see pg 44. Color matched mounting screws included.

Best Seller!



H1030 Non-Mortised Hinge
with Ball Tip shown in
Light Antique Finish Actual Size



H1099 NON-MORTISED HINGES
FLAT TOP 2-1/2"

1-1/2" x 2-1/2"
3/32" thick (Price per pair)
Antique, Dark Antique, Light Antique,
Semi Bright, Polished Nickel,
Satin Nickel 9.95 | Bright 11.94



H1029 NON-MORTISED HINGES
FINIAL TIP 2-1/2"

1-1/2" x 2-1/2" without finial tip
3/32" thick (Price per pair)
Antique, Dark Antique, Light Antique,
Semi Bright, Polished Nickel,
Satin Nickel 9.95 | Bright 11.94



H1030 NON-MORTISED HINGES
BALL TIP 2-1/2"

1-1/2" x 2-1/2" without ball tip
3/32" thick (Price per pair)
Antique, Dark Antique, Light Antique,
Semi Bright, Polished Nickel,
Satin Nickel 9.95 | Bright 11.94

Precision Butt Hinges *There is no finer butt hinge!*

Extruded brass hinges are tighter, flatter and more square than stamped hinges.

Seven knuckles, not five, fitted to extremely close tolerance, then precision bored in one shot.

Special hinge pins will never loosen or wobble.

Two sizes, seven finishes (see pg 44), with plain ends or ball tips. Color matched mounting screws included.



H1032 Plain End Butt Hinge, shown left and **H1034 Ball Tip Butt Hinge**, right. Both Light Antique Finish.

H1032 PRECISION BUTT HINGES 2-1/2"

1-1/2" x 2-1/2" (Price per pair)
Antique, Dark Antique, Light Antique, Semi Bright,
Polished Nickel, Satin Nickel 15.50 | Bright 18.60

H1034 PRECISION BUTT HINGES BALL TIP 2-1/2"

1-1/2" x 2-1/2" without ball tip (Price per pair)
Antique, Dark Antique, Light Antique, Semi Bright,
Polished Nickel, Satin Nickel 15.95 | Bright 19.14

H1031 PRECISION BUTT HINGES 2"

1-1/2" x 2" (Price per pair)
Antique, Dark Antique, Light Antique, Semi Bright,
Polished Nickel, Satin Nickel 13.95 | Bright 16.74

H1033 PRECISION BUTT HINGES BALL TIP 2"

1-1/2" x 2" without ball tip (Price per pair)
Antique, Dark Antique, Light Antique, Semi Bright,
Polished Nickel, Satin Nickel 14.50 | Bright 17.40

Lift Off Hinges *Remove cabinet doors in seconds!*

Extruded brass lift-off hinges allow you to remove doors without removing the hinge. Great for fitting and finishing of cabinet doors.

Choosing left or right handed hinges. Stand in front of the door and if the hinge will be on the right, choose a right hand hinge. If the hinge will be on the left, choose a left hand hinge.

H1036 LIFT OFF HINGES 2" RIGHT
1-1/2" x 2" (Price per pair)

Antique, Dark Antique, Light Antique,
Semi Bright 15.50 | Bright 18.60

H1035 LIFT OFF HINGES 2" LEFT
1-1/2" x 2" (Price per pair)

Antique, Dark Antique, Light Antique,
Semi Bright 15.50 | Bright 18.60

H1038 LIFT OFF HINGES 2-1/2" RIGHT
1-11/16" x 2-1/2" (Price per pair)

Antique, Dark Antique, Light Antique,
Semi Bright 16.50 | Bright 19.80

H1037 LIFT OFF HINGES 2-1/2" LEFT
1-11/16" x 2-1/2" (Price per pair)

Antique, Dark Antique, Light Antique,
Semi Bright 16.50 | Bright 19.80



H1037
Left
Lift Off
Hinge

H1038
Right
Lift Off
Hinge

Best Seller!

Round Brass Cabinet Knobs *Our most popular knob.*

Timeless round cabinet knob, solid brass and very heavy. Available in three sizes.

The 1" and the 1 1/4" knobs are common sizes for kitchen and bath projects.



H1004 Knob shown with **H1006** Backplate



H1005 ROUND CABINET KNOB 1 1/4"
1-1/4" diameter (Price per piece)
Antique, Dark Antique, Light Antique, Semi Bright, Polished Nickel, Satin Nickel 5.50
Bright 6.60



H1004 ROUND CABINET KNOB 1"
1" diameter (Price per piece)
Antique, Dark Antique, Light Antique, Semi Bright, Polished Nickel, Satin Nickel 4.95
Bright 5.94



H1003 ROUND CABINET KNOB 3/4"
3/4" diameter (Price per piece)
Antique, Dark Antique, Light Antique, Semi Bright 4.50 | Bright 5.40



For a more formal knob, order the optional back plate.

H1006 BACKPLATE 1 1/4"
1-1/4" diameter (Price per piece)
Antique, Dark Antique, Light Antique, Semi Bright 1.95 | Bright 2.34

MORE Hardware
at **tablelegs.com**

Indestructible Bin Pulls

Not all bin pulls are the same.

Ours are forged brass for strength, but finished by hand for a silky feel. Use one centered pull on small drawers, and two pulls spaced apart on larger drawers.

Two sizes, color matched screws included.



H1040
Bin Pull shown in Polished Nickel

H1041 BIN PULL 4"
overall size: 4" x 1-1/8"
3-9/16" between screws
(Price per piece, either size)
Antique, Dark Antique, Light Antique, Semi Bright, Polished Nickel, Satin Nickel 7.95 | Bright 9.54

H1040 BIN PULL 3 3/4"
overall size: 3-3/4" x 1-1/8"
3-1/4" between screws

Classic Pantry Latches

Nobody beats this door latch.

You will not find a better brass latch, even at three times the price, making this door hardware an unbeatable value. Precision forged body with extra heavy-duty spring for years of trouble-free use.

Color matched fasteners included.



H1070 Pantry Latch shown in Dark Antique

H1070 PANTRY LATCHES 1 13/16"
overall size: 1-9/16" x 1-13/16"
(Price per piece)
Antique, Dark Antique, Light Antique, Semi Bright, Polished Nickel, Satin Nickel 15.50 | Bright 18.60

H1071 PANTRY LATCHES 2 1/4"
overall size: 2-1/8" x 2-1/4"
(Price per piece)
Antique, Dark Antique, Light Antique, Semi Bright, Polished Nickel, Satin Nickel 22.50 | Bright 27.00

FINISHES



Bright



Antique



Semi-Bright



Dark Antique



Light Antique



Satin Nickel



Polished Nickel

Volume Discounts!

- Get 10% OFF hardware orders over \$250.
- Get 15% OFF hardware orders over \$450.

No Quantity Minimums. Mix & Match Knobs, Hinges, Pulls, etc.

Finishes shown on H1004 Round Cabinet Knob 1"

Ogee Bracket Feet

Ogee Bracket Feet

A traditional and stately way to finish your project nicely at the floor.

Choose from front feet, back feet, trim moulding, or carve your own from our ogee foot stock.

The front foot can be used either as a left front or a right front foot by turning it 90 degrees. They come with hardwood triangular corner blocks, useful when extra support is needed. Left and right back feet shipped as a pair. All parts are carved from 1 1/8" thick x 4 1/2" H stock that has a 3/4" top edge.

**ALL PARTS
UNFINISHED**



**Ogee Trim
Moulding &
Foot Stock**

see page 41



*Chippendale style
front foot assembly and
companion trim moulding.
Rat-tail hinge as shown below.*

Chippendale

480-F


**CHIPPENDALE FRONT FOOT
PRICE PER PIECE**

Cherry 39.95 | Soft Maple 35.50
Red Oak 35.50 | Walnut 40.95

480-B

**CHIPPENDALE BACK FEET
PRICE PER PAIR**

Cherry 38.50 | Soft Maple 33.95
Red Oak 33.95 | Walnut 39.95



Queen Anne

481-F


**QUEEN ANNE FRONT FOOT
PRICE PER PIECE**

Cherry 39.95 | Soft Maple 35.50
Red Oak 35.50 | Walnut 40.95

481-B

**QUEEN ANNE BACK FEET
PRICE PER PAIR**

Cherry 38.50 | Soft Maple 33.95
Red Oak 33.95 | Walnut 39.95



Matching Knobs

Online at **tablelegs.com**



H1076



H1020



H1079

Rat Tail Hinges

Every iron hinge is wrought one at a time, drawn out and shaped with a hammer and anvil.

Left and right specific hinges. Please choose accordingly. Each iron hinge is supplied with matching pyramid head screws.

H1081 RAT TAIL IRON HINGE - LEFT PAIR

H1082 RAT TAIL IRON HINGE - RIGHT PAIR

Length of the 'rat's tail' is 4". Height of 'flag' is 1-3/8". Width of 'flag' including the barrel is 2".

Price per pair: 79.00



Classic Designs for Bun Feet



Again you have proven to be a top-notch company to deal with...

Love your products.

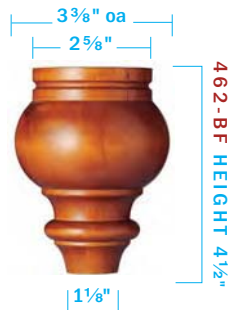
D. BASINGER, AURORA, OH



Bristol Bun Foot
462-BF in cherry.

Favored by Cabinetmakers

looking for lightness at the floor, the original Bristol bun foot has been redesigned in six additional sizes.



462-BF

BRISTOL BUN FOOT

Cherry 14.50 | Soft Maple 10.50
Red Oak 12.50 | White Oak 12.50
White Pine 8.95 | Alder 14.50
Af Mahog 15.50 | Walnut 21.95



471-BF

MIDDLETON BUN FOOT
Cherry 15.50
Soft Maple 13.50
Red Oak 13.50
White Oak 13.50
White Pine 10.50
Alder 15.50
Af Mahog 18.50
Walnut 22.95



471-L

MEDIUM MIDDLETON BUN FOOT
Cherry 27.50
Soft Maple 24.50
Red Oak 24.50
White Oak 24.50
White Pine 19.95
Alder 27.50
Af Mahog 33.50
Walnut 42.50



471-X

LARGE MIDDLETON BUN FOOT
Cherry 33.50
Soft Maple 30.95
Red Oak 32.50
White Pine 23.95
Alder 33.50
Af Mahog 65.95
Walnut 65.95

ALL PARTS UNFINISHED



468-BF

VAIL BUN FOOT

Cherry 16.95 | Soft Maple 15.50
Red Oak 15.50 | White Oak 15.50
White Pine 12.50 | Alder 16.95
Af Mahog 23.50 | Walnut 28.50



463-BF

COLONY BUN FOOT

Cherry 8.50 | Soft Maple 7.50
Red Oak 7.50 | White Oak 7.50
White Pine 7.50 | Alder 8.50
Af Mahog 9.95 | Walnut 10.50



463-BFL

MEDIUM COLONY BUN FOOT

Cherry 15.50 | Soft Maple 12.50
Red Oak 12.95 | White Oak 12.95
White Pine 10.50 | Alder 15.50
Af Mahog 18.50 | Walnut 22.50



463-BFX

LARGE COLONY BUN FOOT

Cherry 27.50 | Soft Maple 23.50
Red Oak 24.95 | White Oak 24.95
White Pine 20.50 | Alder 27.50
Af Mahog 29.95 | Walnut 38.50

NEW!


Mid-Century Modern Feet

For Retro, Danish & Modern Furniture

Simple shapes and clean lines are hallmarks of the period 1945 - 1970.



For Square Tapered Feet, see page 48



Part No.	DESCRIPTION	Height	Width	Toe	Cherry	Soft Maple	Red Oak	White Oak	White Pine	Alder	Af Mahog	Walnut
7412	Mid Century Modern Foot 5	12	2 7/16"	3/4"	14.50	11.95	14.50	12.95	12.95	17.95	24.95	21.50
7410	Mid Century Modern Foot 4	10	2 1/8"	3/4"	11.50	9.50	11.50	10.50	10.50	13.95	18.50	15.95
7408	Mid Century Modern Foot 3	8	1 7/8"	3/4"	9.50	8.50	9.50	8.95	8.95	11.50	14.50	12.95
7406	Mid Century Modern Foot 2	6	1 5/16"	3/4"	7.95	6.95	7.95	7.50	7.50	8.95	11.50	10.50
7404	Mid Century Modern Foot 1	4	1 1/16"	3/4"	6.95	5.95	6.95	6.50	6.50	7.50	9.50	8.50

NEW!

Attachment made easy!

Straight or Angle Top Plates

allow for fast and easy installation. Top plates come with all the necessary mounting screws. Sold installed or separate.



ADSP STRAIGHT TOP PLATE & HANGER BOLT 4.25/EACH

SP008 STRAIGHT TOP PLATE & BOLT INSTALLATION 5.75/EACH



HANGER BOLT INSTALLATION



ADAP ANGLE TOP PLATE & HANGER BOLT 4.25/EACH

AP008 ANGLE TOP PLATE & BOLT INSTALLATION 5.75/EACH



464-BFX

LARGE CORONET BUN FOOT

Cherry 35.50 | Soft Maple 30.95
Red Oak 33.95 | White Pine 23.95
Alder 35.50 | Af Mahog 63.50
Walnut 63.50



464-BFL

MEDIUM CORONET BUN FOOT


Cherry 15.50 | Soft Maple 13.50
Red Oak 13.95 | White Oak 13.95
White Pine 11.95 | Alder 15.50
Af Mahog 20.50 | Walnut 22.50



464-BF

CORONET BUN FOOT

Cherry 10.50 | Soft Maple 7.95
Red Oak 8.50 | White Oak 8.50
White Pine 5.50 | Alder 10.50
Af Mahog 11.95 | Walnut 14.50



460-BF

BELL BUN FOOT

Cherry 14.50 | Soft Maple 13.50
Red Oak 12.50 | White Pine 10.50
Alder 14.50 | Af Mahog 18.50
Walnut 19.95

Tapered Bun Feet


*Perfect for contemporary,
modern and retro projects!*

For round tapered feet, see page 47



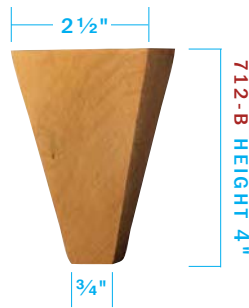
712-L MED DALLAS BUN FOOT

Cherry 8.95 | Soft Maple 8.50 | Red Oak 7.95
White Oak 7.95 | White Pine 7.50 | Alder 8.95
Af Mahog 11.95 | Walnut 13.50



712-X LARGE DALLAS BUN FOOT

Cherry 11.50 | Soft Maple 10.95 | Red Oak 10.50
White Oak 10.50 | White Pine 9.50 | Alder 10.50
Af Mahog 15.95 | Walnut 20.50



712-B DALLAS BUN FOOT

Cherry 7.50 | Soft Maple 7.50 | Red Oak 6.95
White Oak 6.95 | White Pine 6.95 | Alder 8.50
Af Mahog 9.50 | Walnut 9.50



*Ultra-suede Club Chair
on maple 714-L Medium
Tahoe Bun Foot.*



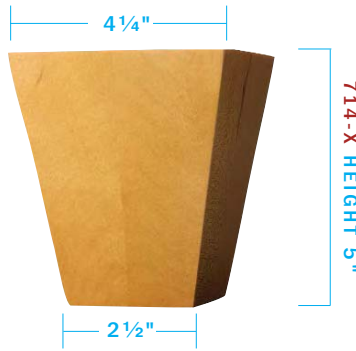
*Easily attach bun feet
with dowel screws &
hanger bolts.*

Bun Foot Hardware Service. See p 51.




714-L MED TAHOE BUN FOOT

Cherry 9.50 | Soft Maple 8.95 | Red Oak 8.95
White Oak 8.95 | White Pine 7.50 | Alder 9.50
Af Mahog 12.95 | Walnut 15.50



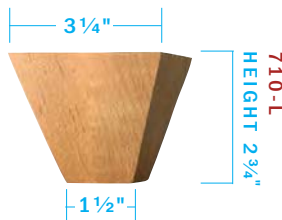
714-X LARGE TAHOE BUN FOOT

Cherry 12.50 | Soft Maple 11.50 | Red Oak 10.50
White Oak 10.50 | White Pine 10.50 | Alder 12.50
Af Mahog 17.50 | Walnut 23.50




714-B TAHOE BUN FOOT

Cherry 7.95 | Soft Maple 7.50 | Red Oak 6.95
White Oak 6.95 | White Pine 7.50 | Alder 7.95
Af Mahog 9.95 | Walnut 9.50



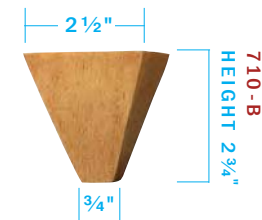
710-L MED ALTA BUN FOOT

Cherry 9.50 | Soft Maple 7.95 | Red Oak 8.50
White Oak 7.95 | White Pine 7.95 | Alder 8.95
Af Mahog 9.95 | Walnut 10.95



710-X LARGE ALTA BUN FOOT

Cherry 10.95 | Soft Maple 10.50 | Red Oak 9.95
White Oak 8.95 | White Pine 8.95 | Alder 9.50
Af Mahog 12.50 | Walnut 15.50



710-B ALTA BUN FOOT

Cherry 8.50 | Soft Maple 8.50 | Red Oak 7.95
White Oak 7.95 | White Pine 7.50 | Alder 8.50
Af Mahog 8.95 | Walnut 8.95

SQUARE Bun Feet

*I painted the new feet and they turned out beautifully. **What a difference!** Now I love my sofa and **I owe it all to your product.***

MJ GARCIA, EL CAJON, CA




Maple four-drawer chest atop 724B Bolton Square Bun Feet in maple.

ALL PARTS UNFINISHED



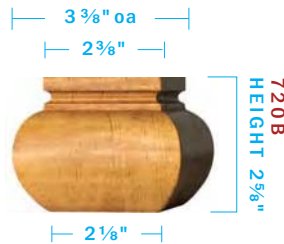
724B BOLTON BUN FOOT

Cherry 28.50 | Soft Maple 24.50
Red Oak 27.50 | White Oak 27.50
Alder 28.50 | Af Mahog 31.50
Walnut 32.95



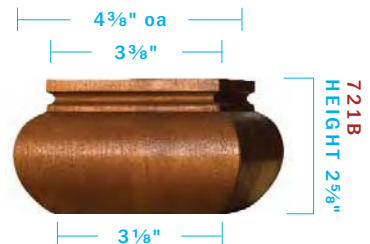
726B DORSET BUN FOOT

Cherry 16.95 | Soft Maple 11.50
Red Oak 11.95 | White Oak 11.95
Alder 16.95 | Af Mahog 19.95
Walnut 21.50



720B LINCOLN BUN FOOT

Cherry 15.50 | Soft Maple 12.50
Red Oak 14.50 | White Oak 14.50
Alder 15.50 | Af Mahog 17.95
Walnut 19.50



721B MANSFIELD BUN FOOT

Cherry 17.50 | Soft Maple 15.50
Red Oak 16.50 | White Oak 16.50
Alder 17.50 | Af Mahog 19.95
Walnut 21.50




725B BROMLEY BUN FOOT

Cherry 18.50 | Soft Maple 13.95
Red Oak 14.50 | White Oak 14.50
Alder 18.50 | Af Mahog 20.95
Walnut 22.50



722B JAY BUN FOOT

Cherry 22.50 | Soft Maple 19.95
Red Oak 20.50 | White Oak 20.50
Alder 22.50 | Af Mahog 23.95
Walnut 25.50



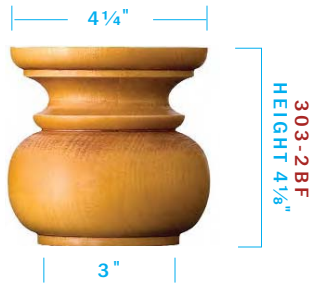
723B HAYDEN BUN FOOT

Cherry 29.95 | Soft Maple 27.50
Red Oak 29.50 | White Oak 29.50
Alder 29.95 | Af Mahog 33.50
Walnut 34.95

Classic Cabinet Feet




Larger Bun Feet



303-2BF COUNTRY BUN FOOT

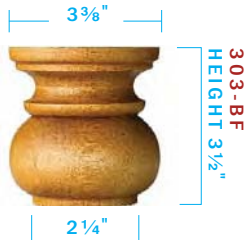
Cherry 17.95 | Soft Maple 12.95 | Red Oak 16.95
White Oak 16.95 | White Pine 12.95 | Alder 17.95
Af Mahog 28.50 | Walnut 29.95



303-2BFX LG COUNTRY BUN FOOT

Cherry 27.50 | Soft Maple 24.50 | Red Oak 24.50
White Oak 24.50 | White Pine 19.95 | Alder 27.50
Af Mahog 33.50 | Walnut 42.50

**ALL PARTS
UNFINISHED**



**303-BF
FARMHOUSE BUN FOOT**

Cherry 10.50 | Soft Maple 9.50
Red Oak 9.50 | White Oak 9.50
White Pine 6.95 | Alder 10.50
Af Mahog 13.95 | Walnut 16.95



**303-BFX
LARGE FARMHOUSE BUN FOOT**

Cherry 15.50 | Soft Maple 13.95
Red Oak 13.50 | White Oak 13.50
White Pine 10.50 | Alder 15.50
Af Mahog 18.95 | Walnut 23.50



**303-BFS
MEDIUM FARMHOUSE BUN FOOT**

Cherry 11.50 | Soft Maple 9.50
Red Oak 9.95 | White Oak 9.95
White Pine 7.50 | Alder 11.50
Af Mahog 18.95 | Walnut 19.95



**467-BF
RICHMOND BUN FOOT**

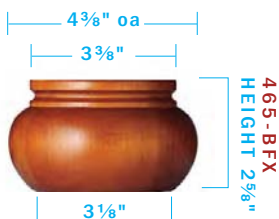
Cherry 16.95 | Soft Maple 13.50
Red Oak 14.50 | White Oak 14.50
White Pine 10.50 | Alder 16.95
Af Mahog 18.95 | Walnut 23.95

Big Impact, Low Profile

**A simple bold shape
in a lower height.**

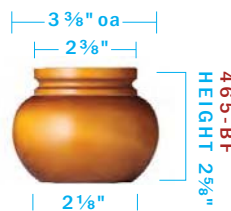


465-BFX see below.



**465-BFX
DOVER BUN FOOT**

Cherry 12.50 | Soft Maple 10.50
Red Oak 10.50 | White Oak 10.50
White Pine 9.95 | Alder 12.50
Af Mahog 17.50 | Walnut 20.50



**465-BF
BETHEL BUN FOOT**

Cherry 9.50 | Soft Maple 8.95
Red Oak 9.50 | White Oak 9.50
White Pine 6.95 | Alder 9.50
Af Mahog 10.50 | Walnut 13.50

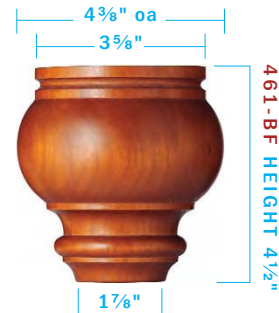


Classic Cabinet Feet

Popular Newport Bun Feet NOW in Two Sizes!



Newport Bun Foot
461-BF in maple.



461-BF NEWPORT BUN FOOT

Cherry 18.50 | Soft Maple 17.95
Red Oak 17.50 | Wh Oak 17.50 | Wh Pine 13.95
Alder 18.50 | Mahog 22.95 | Walnut 33.50



461-BFS

SPIRAL NEWPORT BUN FOOT

Cherry 25.50 | Soft Maple 24.95
Red Oak 24.50 | Wh Pine 20.95
Alder 25.50 | Af Mahog 29.95
Walnut 40.50



461-BFR

REEDED NEWPORT BUN FOOT


Cherry 25.50 | Soft Maple 24.95
Red Oak 24.50 | Wh Pine 20.95
Alder 25.50 | Af Mahog 29.95
Walnut 40.50



461-BFH

SPIRAL FLUTED NEWPORT BUN FOOT

Cherry 25.50 | Soft Maple 24.95
Red Oak 24.50 | White Oak 24.50
Wh Pine 20.95 | Alder 25.50
Af Mahog 29.95 | Walnut 40.50



461-BFF

FLUTED NEWPORT BUN FOOT

Cherry 25.50 | Soft Maple 24.95
Red Oak 24.50 | White Oak 24.50
Wh Pine 20.95 | Alder 25.50
Af Mahog 29.95 | Walnut 40.50

461-XLH

SPIRAL FLUTED LARGE NEWPORT BUN FOOT


Cherry 36.95
Soft Maple 34.50
Red Oak 36.50
Wh Pine 30.50
Alder 36.95
Af Mahog 57.95
Walnut 57.95



461-XLF

FLUTED LARGE NEWPORT BUN FOOT


Cherry 36.95
Soft Maple 34.50
Red Oak 36.50
Wh Pine 30.50
Alder 36.95
Af Mahog 57.95
Walnut 57.95



461-XL

LARGE NEWPORT BUN FOOT

Cherry 29.95
Soft Maple 27.50
Red Oak 29.50
Wh Pine 23.50
Alder 29.95
Af Mahog 50.95
Walnut 50.95



Now you can easily attach bun feet!

ADHB BUN FOOT HANGER BOLT 0.79/EACH

BH008 BUN FOOT HANGER BOLT & INSTALLATION 1.95/EACH



ADDS BUN FOOT DOWEL SCREW 0.49/EACH

BD008 BUN FOOT DOWEL SCREW & INSTALLATION 1.95/EACH



Bun Foot Hardware Service

Dowel screws and hanger bolts. Sold installed or separate.

- **DOWEL SCREWS** have wood threads at both ends. When installed in a bun foot, the exposed threads are used to screw the foot directly into the cabinet wood.

- **HANGER BOLTS** install into bun feet with wood threads. The exposed end has machine threads (1/4-20) and is through bolted to the cabinet and fastens with a washer and nut (supplied).

CLASSIC DESIGNS
by MATTHEW BURAK

84 Central St., St. Johnsbury, VT 05819-2326

tablelegs.com

**Modify
Any Turning**

SEE PAGE 39

NEW!

**Mid-Century
Modern Feet**

page 47



NEW!

Modular Columns
at **tablelegs.com**



128D311

PRSR STD
US POSTAGE
PAID

Classic Designs
by Matthew Burak

Printed in U.S.A.

Please recycle this catalog, or better yet, *pass it on to a friend.*

NEW!

Classic Stair Parts

Nice Newels • Beautiful Balusters

- *Quick turnaround to meet your schedule*
- *Custom options, too!*
- *See page 36*



FURNITURE PARTS • HARDWARE • CUSTOM TURNING

Order online at **tablelegs.com** or call toll-free **800.843.7405**